



**Lawrence University**  
**(0-0, 0-0 MWC)**  
**at**  
**Cornell College**  
**(0-0, 0-0 MWC)**



**Saturday, September 7, 2013, 1:00 p.m., Ash Park, Mount Vernon, Iowa**

**Broadcast/Webcast**

The game is available via a free video webcast at: <http://client.stretchinternet.com/client/lawrence.portal#>. A link for the webcast is available on the Lawrence football webpage.

**The Series**

Lawrence holds a 20-18-1 lead in the series that began way back in 1922. Cornell has won four consecutive games in the series dating back to 1989. Lawrence's last win over the Rams was a 29-25 win in 1988.

**Last Meeting**

Lawrence missed a 27-yard field goal as time expired, and Cornell hung on for a 41-39 Midwest Conference victory over the Vikings on Sept. 1, 2012, in the Banta Bowl.

Cornell, in its return to the Midwest Conference after 15 years playing in the Iowa Intercollegiate Athletic Conference, grabbed the lead with a 56-yard touchdown pass from

Juan Flores to Brennan Stine with 1:47 remaining. The Rams mishandled the snap on the extra point and led by two.

Lawrence drove right back down the field as clock ticked toward the final seconds. Quarterback Luke Barthelmess ran for 15 yards and then for another nine before hitting Tyler Mazur for 12 yards to the Cornell 41-yard line.

After Taylor Mandich grabbed a nine-yard completion, Barthelmess scrambled for 22 yards to the Cornell 10 with just 12 seconds left. Barthelmess then missed an open Mazur in the corner of the end zone with six seconds remaining. Kicker Cody Robel, who has hit from as far as 40 yards in his career, hooked the field goal attempt wide left on the final play.

The loss overshadowed a fine effort from the Lawrence offense, which piled up 539 yards on 96 plays. Barthelmess was 26 of 43 passing for 267 yards and three touchdowns.

Barthelmess also ran 16 times for 132 yards and a score. He is the first Viking to run for more than 100 yards since Craig Ebert did it against Minnesota-Morris on Nov. 15, 2008.

Lawrence piled up 272 yards on the ground, with Ben Hartman picking up 86 yards on 21 carries and Scott Vandelloo added 43 yards on 11 attempts.

Wide receiver Dominique Dirden caught a career-high eight passes for a career-best 88 yards. Mazur finished with five catches for 70 yards and a touchdown.

Lawrence jumped on the Rams early by going 53 yards in nine plays on the opening drive of the game. Hartman's one-yard touchdown run finished the drive. Lawrence went for two but Mazur came up inches short on the running attempt.

The Vikings went up 12-0 after going 72 yards in 13 plays for a touchdown. Barthelmess ran it in from six yards out, but the Vikings missed the extra point.

**2013 Lawrence University Schedule and Results**

<b>Date</b>	<b>Opponent</b>	<b>Time/Result</b>	<b>Fast Fact</b>
Sept. 7	at Cornell	1 p.m.	LU misses field goal in final seconds in 2-point loss
Sept. 14	Lake Forest	6 p.m.	LFC won first league title since 2002 last season
Sept. 21	at Beloit	1 p.m.	Mike Barthelmess gets first win as LU coach in 2012
Oct. 5	Illinois College	1 p.m.	IC has won five straight against the Vikings
Oct. 12	at Carroll	3 p.m.	CU has 117 players on its roster
Oct. 19	St. Norbert	1 p.m.	SNC claimed its second league title in three years in 2012
Oct. 26	at Monmouth	1 p.m.	Former QB Alex Tanney now on Cowboys' practice squad
Nov. 2	Grinnell	1 p.m.	LU has 98-yard scoring drive in win at Grinnell in 2012
Nov. 9	Knox	1 p.m.	Teams combined for 104 points in 2012
Nov. 16	at Ripon	1 p.m.	Teams played highest-scoring game in series in 2012

The teams then traded touchdowns throughout the second quarter, and Lawrence led 25-14 when it took over with 3:42 left in the first half. The Vikings drove to the Cornell 2-yard line but couldn't punch it in. Barthelmess' fourth-down pass to Dirden was incomplete, and the Vikings settled for a 25-14 lead at the half.

Cornell got the only score of the third quarter and then took a 28-25 lead on Flores' 11-yard touchdown run early in the fourth quarter. Lawrence came right back and scored on its next drive. The Vikings went 75 yards in 11 plays, with Vandeloo scoring his first collegiate touchdown on a five-yard pass from Barthlemess, to lead 32-28.

The Rams scored just four plays later, but Lawrence took advantage of a big kick return from Hartman to set up its next touchdown. Hartman returned the kickoff 39 yards and a personal foul penalty was tacked on to give Lawrence the ball at the Cornell 35. The Vikings scored eight plays later on Hartman's three-yard run to go up 39-35.

Flores paced Cornell by completing 17 of 25 passes for 300 yards and three touchdowns. Geoffrey Miller led the Rams defense by recording 22 tackles.

### Last Week

In one of the wilder games in Lawrence's storied football rivalry with Ripon, the Red Hawks pulled out a 56-55 Midwest Conference victory in the 2012 season finale in the Banta Bowl.

In the 112th meeting between the teams, Ripon scored a touchdown with 33 seconds left to rally from a 13-point deficit in the final 9:53.

Lawrence rolled up 583 yards of offense, and the Vikings were led by senior wide receiver Tyler Mazur and senior running back Ben Hartman. Mazur caught six passes for 222 yards and three touchdowns, and Hartman ran 14 times for 125 yards for a hefty 8.9-yard average and two touch-



## 2012 Midwest Conference Standings

	MWC		Overall	
	W	L	W	L
Lake Forest	8	1	8	2
St. Norbert	8	1	8	3
Carroll	7	2	8	2
Illinois College	7	2	8	2
Monmouth	5	4	5	5
Ripon	5	4	5	5
Cornell	4	5	4	6
Lawrence	2	7	2	8
Grinnell	2	7	2	8
Knox	2	7	2	8
Beloit	0	9	0	10

### Saturday's Games

Lawrence at Cornell	Coe at Monmouth
Grinnell at Carleton	Illinois College at Hanover
Lake Forest at Concordia (Ill.)	St. Norbert at John Carroll
Knox at Eureka	Beloit at Univ. of Chicago
Lakeland at Carroll	Ripon at Wisconsin Lutheran

downs.

Max Herrmann paced Ripon with 21 carries for 140 yards, and quarterback Tom Sawyer had 22 carries for 107 yards.

Lawrence grabbed a 55-42 lead when quarterback Luke Barthelmess connected with Mazur for a 64-yard touchdown pass with 9:53 remaining in the game. The Lawrence defense then forced a three-and-out, but Dominique Dirden muffed Marshall Zahn's punt and Ripon recovered at the Lawrence 10-yard line.

The Red Hawks scored two plays later on Michael Crusan's six-yard run to trim the lead to 55-49 with 8:17 left.

After a penalty forced Lawrence

to start at its own three-yard line on the ensuing drive, the Vikings moved to their own 26. Barthelmess then ripped off a 41-yard run but the play was called back by a holding penalty. Lawrence was forced to punt, and Ripon took over at its own 43.

Ripon moved 57 yards in 10 plays with Hermann plunging in from a yard out. Jacob Gahart added the extra point to give Ripon the 56-55 lead.

Lawrence got the ball back at its own 32 after the kickoff, but Ripon forced a fourth-down interception to end the game.

The Vikings scored on three of their four possessions in the opening quarter. Lawrence got a 59-yard

touchdown catch from Mazur, a 21-yard scoring run from Hartman and a 17-yard touchdown run from Scott Vandeloo and led 20-7.

The teams then traded touchdowns as Mazur caught a 28-yard scoring pass, and Vandeloo added a five-yard touchdown run. Lawrence, which missed two consecutive extra points, went for two after Vandeloo's touchdown as Mazur ran it in for a 34-21 lead at the half.

After a missed Ripon field goal, Lawrence took its opening possession of the second half and scored on Hartman's five-yard touchdown run. The key play in the drive was Mazur's 35-yard catch to the Ripon nine-yard line.

The teams then traded touchdowns as Dirden caught a 46-yard scoring pass, and Lawrence led 48-35 after three quarters.

Junior defensive end Andy Paider made a career-high 16 tackles, including a sack, for Lawrence. He also forced and recovered a fumble. Freshman defensive back Alex Opgenorth added 13 tackles and an interception for the Vikings.

The 111 combined points is the most in a game in Lawrence football history. The previous high was 105, which was done last week at Knox College.

### The Coaches

Mike Barthelmess (Principia 1983) is in his second season at Lawrence and has a record of 2-8 (.200). Barthelmess is in his 11th season overall and has a record of 17-68-1 (.203). Vince Brautigam (Iowa Wesleyan 1988) is in his fourth season at Cornell and has a record of 7-23 (.233). He is in his 23rd season overall with a mark of 97-128 (.431).



Mike Barthelmess

### Vikings Update

►Lawrence opens its 120th season of football on Saturday. The Vikings

Lawrence University Football Facts	
Location	Appleton, Wis.
Founded	1847
Enrollment	1,450
President	Mark Burstein
Affiliation	NCAA Division III
Conference	Midwest Conference
Nickname	Vikings
School Colors	Blue and White
Home Field	Banta Bowl (capacity 5,255)
Director of Athletics	Mike Szkodzinski
First season of football	1893
Seasons of football	120
All-time overall record	493-434-29 (.531)
Midwest Conference record	262-279-13 (.486)
Midwest Conference titles	16
	1922, 1924, 1929, 1938, 1942, 1946, 1947, 1949, 1951, 1966, 1967, 1975, 1979, 1980, 1981, 1986
NCAA playoff appearances	1 (1981)

are 53-65-1 in season openers, and Lawrence is 2-8 in its last 10 openers. The last Lawrence victory in a season opener was a 21-8 win over Minnesota-Morris on Sept. 2, 2006.



►Senior quarterback Luke Barthelmess (Appleton, Wis./Principia) has put together a record-setting career as Lawrence's signal-caller. Barthelmess enters his senior season as Lawrence's career leader in passing yards (6,057) and pass completions (455). Barthelmess is third in touchdown passes with 48 and needs three more to pass Eric Aspenson (50) for second place. All-American and Lawrence Hall of Famer Jim Petran is the career leader with 59.




Luke Barthelmess


►The Vikings have big shoes to fill on offense with the graduation of running back Ben Hartman and wide

receiver Tyler Mazur. The Vikings will bring a stable of young running backs to the fray in sophomores Dalton Sendelbach (Evansville, Wis./Evansville) and Corey Fischer (Glen Ellyn, Ill./Principia) and freshman Isaac Barthelmess (Appleton, Wis./North).

►Senior wide receivers Taylor Mandich (Green Bay, Wis./Southwest) and Dan Dubnicka (Slinger, Wis./Slinger) bring experience to the receiving corps. Mandich caught 12 passes for 110 yards and a touchdown last season, and Dubnicka had 11 catches for 206 yards and a touchdown in 2012.



Dan Dubnicka




Taylor Mandich

►The Vikings also lost a pair of offensive line starters, Brandon Van Zealand and Ben Rabenn, to graduation. The Vikings do return three starters in tackles Spencer Swick (Kimberly, Wis./

Kimberly) and Luke Zablocki (Pulaski, Wis./Pulaski) and center Nic Bouressa (Denmark, Wis./Denmark).

►The defense is paced by 2012 All-Midwest Conference selection Sam Wagner (Salem, Wis./Burlington Catholic Central) at safety. Wagner had two interceptions and 12 pass breakups to go with 39 tackles.



Sam Wagner

►The Vikings have a strong group of linebackers with senior Andy Paider (Denmark, Wis./Denmark) and junior Brandon Taylor (Johnsburg, Ill./Johnsburg) leading the way. Paider led the team with 4.0 sacks and 6.5 tackles for loss and finished third with 75 tackles. Taylor is top returning tackler on the squad after piling up 80 stops, including 4.5 TFLs.



Brandon Taylor



Andy Paider

►Lawrence finished eighth in the Midwest Conference in scoring offense at 27.5 points per game in 2012. The Vikings were fifth in total offense at 399.2 yards per contest.

►Lawrence was 11th in the conference in scoring defense, allowing 45.4 points per contest. The Vikings were 10th in total defense at 475.5 yards per game.

### Rams Update

►Cornell had a solid return to the Midwest Conference in 2012 by finishing with a 4-6 overall record. The Rams came close to winning six contests a season ago and have beefed up the roster. Cor-



nell has 75 players for 2013 and that includes 22 first-year players.

►Ash Park, the home venue for the Rams, joins the ranks of stadiums with a synthetic playing surface. The only schools left in the Midwest Conference playing on natural grass are Lawrence and Grinnell.

►Cornell is 11-2 in season openers since 2000, and four of the last six openers for the Rams have been decided by two points for loss.

►The Cornell offense is triggered by talented senior quarterback Juan Flores. Flores completed 212 of 314 passes (67.5 percent) for 2,800 yards, 21 touchdowns and nine interceptions.

►Flores' top two receivers from a season ago are back. Ben Knake caught a team-high 63 passes for 712 yards and four touchdowns. Justin Cox grabbed 62 passes a season ago for a team-best 905 yards and a team-high 10 touchdowns.

►On the defensive side, senior linebacker Geoffrey Miller and senior defensive back Nick Brautigam were both all-conference selections last season. Miller had a team-high 111 tackles last season and also picked off a team-high three passes. Brautigam was second on the team with 79 tackles and he had a pair of interceptions and four pass breakups.

►Cornell was sixth in the Midwest Conference in scoring offense in 2012 at 29.3 points per game. The Rams were third in total offense at 404.5 yards per game.

►The Rams finished seventh in the league in scoring defense at 31.3 points per game. Cornell was ninth in total defense at 404.7 yards per contest.

## Career Leaders

### Rushing Yards

1. Brad Olson	1994-97	5,325
2. Scott Reppert	1979-82	4,442
3. Justin Berrens	2000, 2002-03	3,659
4. Craig Ebert	2005-08	2,477
5. Greg Curtis	1983-86	2,271

### Rushing Touchdowns

1. Scott Reppert	1979-82	45
2. Brad Olson	1994-97	44
3. Chuck McKee	1965-67	31
4. Justin Berrens	2000-03	19
Jeff Kinziger	1992-95	19

### Passing Yards

<b>1. Luke Barthelmess</b>	<b>2010-present</b>	<b>6,057</b>
2. Jim Petran	1976-79	5,431
3. Eric Aspenson	2003-05, 2007	4,941
4. Bill McNamara	1985-87	4,431
5. Nick Maxam	2006-09	4,354

### Passing Touchdowns

1. Jim Petran	1976-79	59
2. Eric Aspenson	2003-05, 2007	50
<b>3. Luke Barthelmess</b>	<b>2010-present</b>	<b>48</b>
4. Ken Meyer	1973-76	41
5. R.J. Rosenthal	2000-02	38

### Receptions

1. Zach Michael	2000-03	248
2. Ed Lamm	1990-93	152
3. Paul Gebhardt	1976-78	149
4. Chris Guenther	1991, 1993-95	138
5. Tyler Mazur	2010-12	130

### Receiving Yards

1. Zach Michael	2000-03	3,583
2. Paul Gebhardt	1976-78	2,394
3. Chris Guenther	1991, 1993-95	2,373
4. Tyler Mazur	2010-12	2,235
5. Stacy Seidl	1996-99	2,190

### Receiving Touchdowns

1. Zach Michael	2000-03	40
2. Pat Schwanke	1979-82	30
3. Paul Gebhardt	1976-78	28
4. Chris Guenther	1991, 1993-95	27
5. Tyler Mazur	2010-12	25

### Tackles

1. Chris Lindfelt	1984-86, 1988	586
2. Damian LaCroix	1987-90	407
3. Mike Batt	1990-93	403
4. Dan Galante	1983-86	371
5. Joel Northey	1993-96	341

### Tackles For Loss

1. Matt Frelich	2006-09	44.5
2. Steve Heindl	2000-03	36.0
3. Jack Peters	2004-07	33.5
4. Scott Fischer	1999-2001	31.0
5. Mike Gostisha	2006-09	30.0

### Sacks

1. Dan Galante	1983-86	38.0
2. Chris Lindfelt	1984-86, 1988	34.5
3. Matt Frelich	2006-09	19.0
Mike Gonzales	1984-87	19.0
5. Bill Cooper	1985-88	16.0

## 2013 Lawrence University Roster

Number	Name	Pos.	Height	Weight	Year	Hometown/High School
2	John Doran	WR	6-3	190	Sr.	Northfield, Ill./New Trier
3	Taylor Mandich	WR	6-5	215	Sr.	Green Bay, Wis./Southwest
4	Trevor Spina	RB/WR	5-7	170	Fr.	Henderson, Nev./Coronado
5	Isaac Barthelmess	RB	6-0	220	Fr.	Appleton, Wis./North
6	Tyler Lueck	WR	5-8	185	Jr.	Glen Ellyn, Ill./Glenbard East
7	Jacob Lueck	LB	6-1	190	Fr.	Glen Ellyn, Ill./Glenbard East
8	Tom Olson	LB	5-10	190	So.	Appleton, Wis./West
9	Dan Taylor	DB	6-2	195	Jr.	Bridgeport, Calif./Lee Vining
11	Gabor Bukszar	DL	6-2	220	Sr.	Naples, Fla./Gulf Coast
12	Wes Hetcher	WR	6-0	165	Fr.	Wautoma, Wis./Wautoma
13	Josh Ladwig	WR	6-2	140	Fr.	Two Rivers, Wis./Two Rivers
14	Colt Duncan	LB	5-8	200	So.	Columbia, Tenn./Zion Christian Academy
15	Luke Barthelmess	QB	6-2	195	Sr.	Appleton, Wis./Principia School
16	Patrick O'Mahoney	K	6-3	195	Fr.	Evanston, Ill./Evanston Township
18	Tanner Schuh	QB	6-3	210	Fr.	Appleton, Wis./North
21	Sam Wagner	DB	6-0	205	Sr.	Salem, Wis./Burlington Catholic Central
24	Brandon Taylor	LB	6-0	195	Jr.	Johnsburg, Ill./Johnsburg
27	Nick Ulloa	DB	5-11	150	Fr.	Burlington, Wis./Catholic Central
28	Zach Eichhorst	DB	5-11	185	So.	Brillion, Wis./Brillion
29	Dalton Sendelbach	RB	5-11	180	So.	Evansville, Wis./Evansville
34	Corey Fisher	RB	5-10	200	So.	Glen Ellyn, Ill./Principia School
42	Andy Paider	LB	5-11	230	Sr.	Denmark, Wis./Denmark
52	James Holden	LB	6-2	215	So.	Riverside, Ill./Nazareth Academy
58	Pip Wasserburg	OL	6-0	250	Fr.	Evanston, Ill./Evanston Township
59	Bryce Hand	OL	6-1	185	Fr.	Cypress, Texas/Cypress Woods
61	Patrick Pierson	OL	6-0	250	So.	Oconomowoc, Wis./Milwaukee Marquette
63	Nick Schubert	OL	6-4	245	Sr.	Beaver Dam, Wis./Wayland Academy
67	Mitch Ives	DL	6-1	215	So.	Rhineland, Wis./Rhineland
68	Spencer Swick	OL	6-5	265	Jr.	Kimberly, Wis./Kimberly
70	Luke Zablocki	OL	6-1	300	Jr.	Pulaski, Wis./Pulaski
71	Nic Bouressa	OL	6-5	315	Sr.	Denmark, Wis./Denmark
77	Sosaeh Connahvichnah	OL	6-0	300	So.	Keshena, Wis./Menominee Indian
79	Jackson Straughan	DL	6-0	235	Fr.	Heber City, Utah/Wasatch
80	Zack Schubert	WR	6-3	200	So.	Beaver Dam, Wis./Wayland Academy
81	Dan Dubnicka	WR	6-2	185	Sr.	Slinger, Wis./Slinger
82	Tony Harth	DL	6-3	220	Fr.	Madison, Wis./West
93	Brady Busha	DL	5-11	235	So.	Weston, Wis./Schofield D.C. Everest
94	Terrence Huff	DL	6-0	285	Fr.	De Pere, Wis./West De Pere
96	Robert Jones	DL	5-11	245	Jr.	La Junta, Colo./La Junta

**2012 Lawrence University Football**  
**Lawrence University Overall Team Statistics (as of Sep 05, 2013)**  
**All games**

<b>Team Statistics</b>	<b>LU</b>	<b>OPP</b>
SCORING	275	454
Points Per Game	27.5	45.4
FIRST DOWNS	207	230
Rushing	91	145
Passing	97	78
Penalty	19	7
RUSHING YARDAGE	1488	2992
Yards gained rushing	1893	3154
Yards lost rushing	405	162
Rushing Attempts	381	514
Average Per Rush	3.9	5.8
Average Per Game	148.8	299.2
TDs Rushing	18	45
PASSING YARDAGE	2504	1763
Comp-Att-Int	183-351-15	125-215-9
Average Per Pass	7.1	8.2
Average Per Catch	13.7	14.1
Average Per Game	250.4	176.3
TDs Passing	21	17
TOTAL OFFENSE	3992	4755
Total Plays	732	729
Average Per Play	5.5	6.5
Average Per Game	399.2	475.5
KICK RETURNS: #-Yards	68-1270	46-906
PUNT RETURNS: #-Yards	10-38	18-150
INT RETURNS: #-Yards	9-74	15-293
KICK RETURN AVERAGE	18.7	19.7
PUNT RETURN AVERAGE	3.8	8.3
INT RETURN AVERAGE	8.2	19.5
FUMBLES-LOST	18-11	22-10
PENALTIES-Yards	51-446	77-666
Average Per Game	44.6	66.6
PUNTS-Yards	47-1550	30-1086
Average Per Punt	33.0	36.2
Net punt average	29.4	34.9
KICKOFFS-Yards	49-2434	76-4153
Average Per Kick	49.7	54.6
Net kick average	46.6	36.6
TIME OF POSSESSION/Game	29:08	30:50
3RD-DOWN Conversions	62/146	71/135
3rd-Down Pct	42%	53%
4TH-DOWN Conversions	8/24	13/24
4th-Down Pct	33%	54%
SACKS BY-Yards	12-64	36-258
MISC YARDS	0	0
TOUCHDOWNS SCORED	39	64
FIELD GOALS-ATTEMPTS	3-5	3-6
ON-SIDE KICKS	1-4	0-1
RED-ZONE SCORES	(29-46) 63%	(51-57) 89%
RED-ZONE TOUCHDOWNS	(26-46) 57%	(48-57) 84%
PAT-ATTEMPTS	(30-36) 83%	(55-61) 90%
ATTENDANCE	6711	4990
Games/Avg Per Game	5/1342	5/998
Neutral Site Games		0/0

<b>Score by Quarters</b>	<b>1st</b>	<b>2nd</b>	<b>3rd</b>	<b>4th</b>	<b>OT</b>	<b>Total</b>
Lawrence University	63	75	75	62	0	275
Opponents	99	126	97	132	0	454

**2012 Lawrence University Football**  
**Lawrence University Overall Individual Statistics (as of Sep 05, 2013)**  
**All games**

<b>Rushing</b>	<b>gp</b>	<b>att</b>	<b>gain</b>	<b>loss</b>	<b>net</b>	<b>avg</b>	<b>td</b>	<b>lg</b>	<b>avg/g</b>
Ben Hartman	10	104	621	24	597	5.7	7	54	59.7
Luke Barthelme	10	125	667	244	423	3.4	8	27	42.3
Scott Vandello	10	72	372	17	355	4.9	3	27	35.5
Tyler Mazur	10	21	80	17	63	3.0	0	17	6.3
Daltn Sendelbach	10	13	68	5	63	4.8	0	30	6.3
Dominique Dirden	10	16	41	32	9	0.6	0	13	0.9
Corey Fisher	1	2	6	0	6	3.0	0	5	6.0
Alex Brewer	5	8	15	10	5	0.6	0	5	1.0
Akeem Williams	4	10	23	30	-7	-0.7	0	7	-1.8
TEAM	6	10	0	26	-26	-2.6	0	0	-4.3
Total	10	381	1893	405	1488	3.9	18	54	148.8
Opponents	10	514	3154	162	2992	5.8	45	84	299.2

<b>Passing</b>	<b>gp</b>	<b>effic</b>	<b>comp-att-int</b>	<b>pct</b>	<b>yds</b>	<b>td</b>	<b>lg</b>	<b>avg/g</b>
Luke Barthelme	10	131.75	162-304-10	53.3	2292	20	64	229.2
Alex Brewer	5	43.76	13-32-5	40.6	131	0	26	26.2
Akeem Williams	4	192.97	5-7-0	71.4	62	1	54	15.5
Tyler Mazur	10	76.60	3-6-0	50.0	19	0	8	1.9
TEAM	6	0.00	0-1-0	0.0	0	0	0	0.0
Jarod Cooper	9	0.00	0-1-0	0.0	0	0	0	0.0
Total	10	123.26	183-351-15	52.1	2504	21	64	250.4
Opponents	10	144.74	125-215-9	58.1	1763	17	85	176.3

<b>Receiving</b>	<b>gp</b>	<b>no.</b>	<b>yds</b>	<b>avg</b>	<b>td</b>	<b>lg</b>	<b>avg/g</b>
Dominique Dirden	10	58	624	10.8	3	46	62.4
Tyler Mazur	10	53	1139	21.5	13	64	113.9
Ben Hartman	10	19	167	8.8	1	20	16.7
Taylor Mandich	9	12	110	9.2	1	25	12.2
Jarod Cooper	9	12	98	8.2	0	29	10.9
Dan Dubnicka	9	11	206	18.7	1	53	22.9
Scott Vandello	10	6	92	15.3	2	36	9.2
Tyler Lueck	9	6	27	4.5	0	10	3.0
John Doran	7	2	12	6.0	0	6	1.7
Daltn Sendelbach	10	2	1	0.5	0	1	0.1
Jermaine Taylor	9	1	20	20.0	0	20	2.2
CJ Moore	9	1	8	8.0	0	8	0.9
Total	10	183	2504	13.7	21	64	250.4
Opponents	10	125	1763	14.1	17	85	176.3

<b>Punt Returns</b>	<b>no.</b>	<b>yds</b>	<b>avg</b>	<b>td</b>	<b>lg</b>
Dominique Dirden	8	30	3.8	0	11
Jermaine Taylor	2	8	4.0	0	2
Total	10	38	3.8	0	11
Opponents	18	150	8.3	0	26

<b>Interceptions</b>	<b>no.</b>	<b>yds</b>	<b>avg</b>	<b>td</b>	<b>lg</b>
Jon Hope	3	34	11.3	0	18
Sam Wagner	2	2	1.0	0	2
Brandon Taylor	1	0	0.0	0	0
Zach Eichhorst	1	0	0.0	0	0
Alex Opgenorth	1	38	38.0	0	38
Colt Duncan	1	0	0.0	0	0
Total	9	74	8.2	0	38
Opponents	15	293	19.5	1	71

<b>Kick Returns</b>	<b>no.</b>	<b>yds</b>	<b>avg</b>	<b>td</b>	<b>lg</b>
Ben Hartman	28	536	19.1	0	46
Jermaine Taylor	17	284	16.7	0	34
Sam Wagner	11	276	25.1	0	30
Dominique Dirden	6	100	16.7	0	20
Scott Vandello	3	36	12.0	0	18
Daltn Sendelbach	1	11	11.0	0	11
Marcus Moore	1	13	13.0	0	13
Jarod Cooper	1	14	14.0	0	14
Total	68	1270	18.7	0	46
Opponents	46	906	19.7	0	41

<b>Fumble Returns</b>	<b>no.</b>	<b>yds</b>	<b>avg</b>	<b>td</b>	<b>lg</b>
Total	0	0	0.0	0	0
Opponents	2	36	18.0	1	19

**2012 Lawrence University Football**  
**Lawrence University Overall Defensive Statistics (as of Sep 05, 2013)**  
**All games**

#	Defensive Leaders	gp	Tackles			tfl/yds	Sacks	Pass defense			Fumbles		blkd	
			ua	a	tot		no-yds	int-yds	brup	qbh	rcv-yds	ff	kick	saf
5	Jon Hope	10	48	44	92	4.0-8	.	3-34	.	.	.	.	.	.
46	Brandon Taylor	10	47	33	80	4.5-11	1.0-4	1-0	1	.	.	1	.	.
42	Andy Paider	10	42	33	75	6.5-37	4.0-32	.	1	.	4-0	2	.	.
13	Sam Ausloos	10	40	26	66	1.5-2	.	.	1	.	.	.	.	.
27	Marcus Moore	9	27	20	47	4.0-13	1.0-5	.	1	.	.	.	.	.
21	Sam Wagner	10	32	7	39	1.0-1	.	2-2	12	.	1-0	1	1	.
11	Alex Oppenorth	9	14	21	35	.	.	1-38	.	.	.	.	.	.
44	Alex Schmitt	10	17	17	34	2.5-9	2.5-9	.	2	.	1-0	.	.	.
28	Zach Eichhorst	10	19	14	33	1.0-1	.	1-0	4	.	1-0	1	.	.
9	Dan Taylor	10	21	12	33	1.5-4	.	.	.	.	.	1	.	.
52	James Holden	7	13	13	26	4.0-6	0.5-2	.	.	.	.	.	.	.
37	Nick Randall	6	17	8	25	3.0-12	2.0-10	.	.	.	.	.	.	.
25	CJ Moore	9	13	11	24	.	.	.	.	.	.	.	.	.
40	Wayne Adams	9	15	7	22	4.0-11	1.0-2	.	.	.	.	.	1	.
63	Nick Schubert	8	9	9	18	1.0-1	.	.	.	.	1-0	1	.	.
20	Ben Hartman	10	12	6	18	.	.	.	.	.	.	.	.	.
31	Gabor Bukszar	9	8	7	15	.	.	.	.	.	.	.	.	.
14	Colt Duncan	7	7	7	14	0.5-2	.	1-0	.	.	.	.	.	.
30	Matt Larsen	6	9	3	12	.	.	.	.	.	.	.	.	.
10	Jake Zdrojewski	8	5	4	9	.	.	.	.	.	.	.	.	.
32	Larry Mikrut	8	4	5	9	.	.	.	.	.	.	.	.	.
34	Scott Vandello	10	4	3	7	.	.	.	.	.	.	.	.	.
56	Jeff Rhodes	4	2	3	5	.	.	.	.	.	.	.	.	.
99	Zach Kulig	4	5	.	5	.	.	.	.	.	.	.	.	.
93	Brady Busha	8	2	3	5	.	.	.	.	.	.	.	.	.
54	Chris White	7	1	2	3	.	.	.	.	.	.	.	.	.
96	Robert Jones	5	1	1	2	.	.	.	.	.	.	.	.	.
81	Dan Dubnicka	9	2	.	2	.	.	.	.	.	.	.	.	.
6	Tyler Lueck	9	2	.	2	.	.	.	.	.	.	.	.	.
85	John Doran	7	1	1	2	.	.	.	.	.	.	.	.	.
23	DyllanEichhorst	10	2	.	2	.	.	.	.	.	.	.	.	.
43	Ben Bard	6	.	2	2	.	.	.	.	.	.	.	.	.
55	Hunter Kopitzke	3	.	2	2	.	.	.	.	.	.	.	.	.
58	Kyle Gerstner	8	.	1	1	.	.	.	.	.	.	.	.	.
15	LukeBarthelmess	10	.	1	1	.	.	.	.	.	.	.	.	.
8	Jermaine Taylor	9	1	.	1	.	.	.	.	.	.	.	.	.
3	Taylor Mandich	9	1	.	1	.	.	.	.	.	.	.	.	.
79	Dustin Baker	1	1	.	1	.	.	.	.	.	.	.	.	.
70	Luke Zablocki	8	1	.	1	.	.	.	.	.	.	.	.	.
68	Spencer Swick	9	.	1	1	.	.	.	.	.	.	.	.	.
29	DaltnSendelbach	10	.	1	1	.	.	.	.	.	.	.	.	.
TM	TEAM	6	1	.	1	1.0-2	.	.	.	.	1-0	1	.	.
	Total	10	446	328	774	40-120	12-64	9-74	22	.	9-0	8	2	.
	Opponents	10	449	236	685	82-383	36-258	15-293	37	1	11-36	12	3	1