



Lawrence University
(0-6, 0-5 MWC)
at
Monmouth College
(2-4, 2-3 MWC)



Saturday, October 26, 2013, 1:00 p.m., Zorn Memorial Stadium, Monmouth, Illinois

Broadcast/Webcast

The game is available via a free video webcast at: <http://client.stretchinternet.com/client/lawrence.portal#>. A link for the webcast is available on the Lawrence football page.

The Series

In a series that dates back to 1934, Monmouth holds a 29-25 lead in the series. The Scots have won the last 13 games in the series, and the last Lawrence win was a 19-13 triumph back in 1999.

Last Meeting

Monmouth exploded for 28 points in the second quarter and went on to a 56-28 Midwest Conference victory over Lawrence on Oct. 20, 2012, in the Banta Bowl.

The Scots got a big day on the ground from running back Trey Yocum, who ran 29 times for 176 yards and four touchdowns. Quarterback Brik Wedekind was 12 of 14 passing for 156 yards and two touchdowns.

Wide receiver Tyler Mazur had a huge day for Lawrence with nine catches for 225 yards and three touchdowns. Quarterback Luke Barthelmess was 16 of 32 passing for 282 yards and three touchdowns. Barthelmess moved past Eric Aspenson (4,941) for second place on Lawrence's career passing list and now has 5,145 passing yards.

The game was tied 7-7 after Mazur caught a 17-yard touchdown pass from Barthelmess with 3:36 left in the first quarter.

Wedekind then hit C.J. Shields with a 37-yard scoring pass on the first play of the second quarter for a 14-7 lead. The Scots quickly made it 21-7 on Wedekind's six-yard scoring pass to Garrett Youngren with 8:50 left in the second quarter. Yocum then tacked on another score with a two-yard touchdown run with 4:14 left in the half.

An interception gave Monmouth another chance before the end of the first half, and Yocum capped a 36-yard

drive with a five-yard touchdown run for a 35-7 lead at the break.

The teams then traded scores in the second half. After Monmouth opened the half with a touchdown drive, Ben Hartman returned the kick-off 46 yards to the Monmouth 44-yard line. The Vikings scored six plays later on Barthelmess' four-yard run to cut the lead to 42-14.

After another short Yocum touchdown run, Mazur caught a pair of 62-yard scoring passes. He grabbed one near the end of the third quarter and completed Lawrence's scoring with another one with 4:20 left in the game.

Linebacker Jon Hope paced the Lawrence defense with 14 tackles, and Sam Ausloos added 11.

Last Week

St. Norbert used a solid defensive effort in the second half to hang on for a 17-6 victory over Lawrence last Saturday at the Banta Bowl.

In a scheduling quirk, the game

2013 Lawrence University Schedule and Results

Date	Opponent	Time/Result	Fast Fact
Sept. 7	at Cornell	L, 45-14	Cornell jumps out to 28-0 lead after first quarter
Sept. 14	Lake Forest	L, 14-13	LFC blocks two late field goals to preserve win
Sept. 21	at Beloit	L, 38-21	Beloit snaps 13-game losing streak
Oct. 5	Illinois College	L, 26-6	Andy Paider piles up 7.0 tackles for loss for LU defense
Oct. 12	at Carroll	L, 48-14	CB Zach Eichhorst scores first TD on interception return
Oct. 19	St. Norbert	L, 17-6	Sam Wagner has career-high 14 tackles and 4.0 TFLs
Oct. 26	at Monmouth	1 p.m.	Former QB Alex Tanney now on Cowboys' practice squad
Nov. 2	Grinnell	1 p.m.	LU has 98-yard scoring drive in 2012 win at Grinnell
Nov. 9	Knox	1 p.m.	Teams combined for 104 points in 2012
Nov. 16	at Ripon	1 p.m.	Teams played highest-scoring game in series in 2012

counted as a Midwest Conference game for the Green Knights, but it was a nonconference game for Lawrence.

St. Norbert limited Lawrence to only 88 yards of offense in the second half, and the Green Knights got a late field goal to seal the victory.

Zach Broberg ran 19 times for 86 yards to pace the Green Knights. Quarterback James Tringali was 13 of 27 passing for 177 yards, one touch-down and one interception. Brian Fliess caught six passes for 103 yards and a touchdown for St. Norbert.

Lawrence quarterback Luke Barthelmess completed 16 of 26 passes for 190 yards for the Vikings. Dan Dubnicka had game highs with seven catches for 110 yards for Lawrence.

Sam Wagner was impressive on defense for the Vikings, who limited St. Norbert to 319 yards. Wagner had a game-high 14 tackles, including one sack and 4.0 tackles for loss. Dan Taylor picked up 10 tackles for Lawrence, and Trevor Spina recorded his first career interception.

Lawrence got on the board in the second quarter by taking advantage of a short punt. The 23-yard punt gave Lawrence the ball at the St. Norbert 41-yard line, and the Vikings got a key pass completion to Dubnicka at the St. Norbert 18. Sam Wagner then hauled in a pass at the St. Norbert one-yard line, and Dalton Sendelbach punched it in the end zone on the next play for a 6-0 lead.

St. Norbert answered two possessions later when Tringali hit Fliess with a 41-yard scoring pass, and the Green Knights led 7-6 at the half.

The Green Knights took the opening possession of the second half and moved 57 yards in eight plays for a touchdown. Broberg ran it in from three yards out, and St. Norbert led 14-6.

Lawrence only managed to get into St. Norbert territory twice in the second half, and the Green Knights added a 30-yard field goal from Randy Hill with 2:22 left to seal the victory.



Midwest Conference Standings

	MWC		Overall	
	W	L	W	L
St. Norbert	6	0	6	1
Illinois College	5	0	6	0
Lake Forest	5	1	6	1
Cornell	4	1	4	2
Ripon	3	2	4	2
Carroll	2	3	3	3
Monmouth	2	3	2	4
Grinnell	1	4	1	5
Beloit	1	5	1	6
Knox	1	5	1	6
Lawrence	0	5	0	6

Last Saturday's Results

St. Norbert 17, Lawrence 6
 Cornell 45, Knox 14
 Lake Forest 17, Monmouth 14
 Ripon 33, Grinnell 27 (OT)
 Illinois College 37, Beloit 7

Saturday's Games

Lawrence at Monmouth
 Beloit at Ripon
 Knox at Illinois College
 Carroll at Grinnell
 Lake Forest at Cornell

The Coaches

Mike Barthelmess (Principia 1983) is in his second season at Lawrence and has a record of 2-14 (.125). Barthelmess is in his 11th season overall and has a record



Mike Barthelmess

of 17-74-1 (.190). Steve Bell (Bemidji State 1992) is in his 14th season at Monmouth and has a record of 101-41 (.711)

Vikings Update

► Lawrence played a strong first half against conference leading St. Norbert




this past Saturday, but had trouble in the second half. The Green Knights limited Lawrence to only 88 yards of offense in the second half to hold off the Vikings.

► One of the reasons Lawrence was able to hang tough against St. Norbert was the job the Lawrence defense did on third down. Lawrence limited St. Norbert to only 4 of 13 on third-down conversions. The Vikings rank fourth in the Midwest Conference in opponent third-down conversions at 34.8 percent. Lawrence first in the league in stopping teams on fourth down at just 14.3 percent (1-for-7).

► For the sixth consecutive game this season, Lawrence held the advantage in time of possession. The Vikings had the ball for 32:00 against St. Norbert. Lawrence leads the Midwest Conference in time of possession at 36:36.

► Senior defensive back Sam Wagner (Salem, Wis./Burlington Catholic Central) had a career game against the Green Knights. Wagner recorded a career-high 14 tackles and




Sam Wagner

a career-high 4.0 tackles for loss. Wagner, who had never had more than 1.0 TFLs in a game, eclipsed his previous career high of 13 tackles, which he set vs. Carroll in 2010. Wagner leads the team with 44 tackles on the season.

► Senior linebacker Andy Pailer (Denmark, Wis./Denmark) picked up 1.5 TFLs against St. Norbert and now has 32.5 for his career. That puts him alone in fourth place on Lawrence's career list and he is just 1.0 TFLs from tying Jack Peters for third place. Pailer leads the team and is second in the conference with 14.5 TFLs this season.

► Junior defensive back Dan Taylor (Bridgeport, Calif./Lee Vining) posted double digits in tackles for the second consecutive week. Taylor, who

had career-high 12 tackles against Carroll two weeks ago, picked up 10 tackles, including seven solo, against St. Norbert. He ranks fifth on the team with 35 tackles.




Dan Taylor

► Two of Lawrence's offensive standouts did double duty last Saturday against St. Norbert. Right tackle Luke Zablocki (Pulaski, Wis./Pulaski) also saw action at defensive tackle and wide receiver Trevor Spina (Henderson, Nev./Coronado) played multiple series at defensive back. Spina recorded his first career interception in the fourth quarter.

► The Vikings rank ninth in the league in both total defense and scoring defense. The Vikings are allowing 374.0 yards per game and 31.1 points per contest.

► Senior quarterback Luke Barthelmess (Appleton, Wis./Principia) could shoot past a number of players on the Midwest Conference ca-

reer passing list this week. After completing 16 of 26 passes for 190 yards against St. Norbert, Barthelmess now has 7,150 career passing yards and ranks 10th in conference his-




Luke Barthelmess

tory. Barthelmess is just 32 yards away from passing for St. Norbert star Cody Craig (7,181). He also is closing in on former St. Norbert quarterback Ryan Hartman (7,218) and former Ripon star Paul Brandenburg (7,320).

► Barthelmess is the only player in the league who ranks in the top 10 in both rushing and passing. Barthelmess is fifth in the conference at 182.2 passing yards per game and seventh in the league at 79.2 rushing yards per contest.

► Senior wide receiver Dan Dubnicka (Slinger, Wis./Slinger) had a career-high seven catches against St. Norbert



Dan Dubnicka

Lawrence University Football Facts

Location	Appleton, Wis.
Founded	1847
Enrollment	1,450
President	Mark Burstein
Affiliation	NCAA Division III
Conference	Midwest Conference
Nickname	Vikings
School Colors	Blue and White
Home Field	Banta Bowl (capacity 5,255)
Director of Athletics	Mike Szkodzinski
First season of football	1893
Seasons of football	120
All-time overall record	493-440-29 (.528)
Midwest Conference record	262-285-13 (.480)
Midwest Conference titles	16
	1922, 1924, 1929, 1938, 1942, 1946, 1947, 1949, 1951, 1966, 1967, 1975, 1979, 1980, 1981, 1986
NCAA playoff appearances	1 (1981)

and picked up his first 100-yard receiving game of the season with 110 yards. Dubnicka leads the team with 22 catches for 321 yards this season.

►Lawrence ranks fifth in the Midwest Conference in total offense at 350.4 yards per game. The Vikings are 11th in scoring offense at 13.6 points.

Fighting Scots Update

►Monmouth is looking to bounce back from a tough 17-14 loss at Lake Forest last Saturday. The Scots played from behind for the entire game and trimmed the lead to just three points with a touchdown in the final minute. Lake Forest recovered the ensuing on-sides kick to seal the victory.



►The Monmouth offense is powered by running back Trey Yocum, who was held to just 42 yards on 18 carries against Lake Forest. Yocum ranks third in the Midwest Conference at 129.3 rushing yards per game. He has 146 carries for 776 yards and eight touchdowns this season. Yocum is averaging a healthy 5.3 yards per carry.

►Quarterback Brik Wedekind is third in the league in passing at 202.7 yards per game. Wedekind is 93 of 164 passing for 1,216 yards, 12 touchdowns and seven interceptions.

►The top receiver for the Scots is senior Austin Peterson. He has 33 catches for 452 yards and six touchdowns. He ranks first in the league at 75.3 receiving yards per game and is third at 5.5 catches per contest.

►The Scots rank third in the league in both scoring offense and total offense. Monmouth is scoring 32.3

D3football.com Top 25

No.	Team	Rec.	Pts.	Last
1.	Mount Union (16)	6-0	609	1
2.	Linfield (6)	5-0	597	2
3.	Mary Hardin-Baylor (3)	6-0	591	3
4.	North Central (Ill.)	6-0	537	4
5.	Bethel	6-0	516	5
6.	Hobart	5-0	472	6
7.	UW-Whitewater	6-0	451	10
8.	UW-Platteville	6-0	437	7
9.	UW-Oshkosh	6-0	422	8
10.	Wheaton (Ill.)	6-0	399	13
11.	Heidelberg	6-0	355	12
12.	Franklin	4-2	316	14
13.	Johns Hopkins	6-0	312	15
14.	Wabash	6-0	280	16
15.	St. Thomas	4-2	257	9
16.	John Carroll	6-0	247	20
17.	Pacific Lutheran	5-1	239	17
18.	Wittenberg	5-1	213	18
19.	Wesley	5-2	150	11
20.	Illinois Wesleyan	6-0	127	23
21.	Willamette	5-0	124	22
22.	Concordia-Moorhead	5-1	82	24
23.	St. John's	6-1	68	25
24.	Salisbury	4-2	51	--
25.	St. John Fisher	5-1	45	19

Dropped out: No. 21 Coe.

Others receiving votes: Illinois College 42; Millsaps 41; Trinity (Conn.) 23; Pacific 21; Hampden-Sydney 19; Dubuque 14; Coe 9; Rowan 8; Delaware Valley 8; Lebanon Valley 8; Thomas More 7; Adrian 6; Ithaca 5; Maryville 4; Augsburg 3; UW-Stevens Point 3; Redlands 2; Texas Lutheran 2; Wartburg 2; Louisiana College 1.

points per game while gaining 397.2 yards per contest.

►Linebacker Bryan Mesik far and away leads the team with 47 tackles this season. He also has 1.5 TFLs. Defensive lineman Jack Porter is second on the team with 31 tackles, but he leads the team in both TFLs with 7.0 and sacks with 2.0.

►Monmouth is fourth in the league in scoring defense, allowing only 17.0 points per game. The Scots are seventh in total defense at 360.0 yards per game.

Career Leaders

Rushing Yards

1.	Brad Olson	1994-97	5,325
2.	Scott Reppert	1979-82	4,442
3.	Justin Berrens	2000, 2002-03	3,659
4.	Craig Ebert	2005-08	2,477
5.	Greg Curtis	1983-86	2,271

Rushing Touchdowns

1.	Scott Reppert	1979-82	45
2.	Brad Olson	1994-97	44
3.	Chuck McKee	1965-67	31
4.	Justin Berrens	2000-03	19
	Jeff Kinziger	1992-95	19

Passing Yards

1.	Luke Barthelmess	2010-present	7,150
2.	Jim Petran	1976-79	5,431
3.	Eric Aspenson	2003-05, 2007	4,941
4.	Bill McNamara	1985-87	4,431
5.	Nick Maxam	2006-09	4,354

Passing Touchdowns

1.	Jim Petran	1976-79	59
2.	Luke Barthelmess	2010-present	53
3.	Eric Aspenson	2003-05, 2007	50
4.	Ken Meyer	1973-76	41
5.	R.J. Rosenthal	2000-02	38

Receptions

1.	Zach Michael	2000-03	248
2.	Ed Lamm	1990-93	152
3.	Paul Gebhardt	1976-78	149
4.	Chris Guenther	1991, 1993-95	138
5.	Tyler Mazur	2010-12	130

Receiving Yards

1.	Zach Michael	2000-03	3,583
2.	Paul Gebhardt	1976-78	2,394
3.	Chris Guenther	1991, 1993-95	2,373
4.	Tyler Mazur	2010-12	2,235
5.	Stacy Seidl	1996-99	2,190

Receiving Touchdowns

1.	Zach Michael	2000-03	40
2.	Pat Schwanke	1979-82	30
3.	Paul Gebhardt	1976-78	28
4.	Chris Guenther	1991, 1993-95	27
5.	Tyler Mazur	2010-12	25

Tackles

1.	Chris Lindfelt	1984-86, 1988	586
2.	Damian LaCroix	1987-90	407
3.	Mike Batt	1990-93	403
4.	Dan Galante	1983-86	371
5.	Joel Northey	1993-96	341

Tackles For Loss

1.	Matt Frelich	2006-09	44.5
2.	Steve Heindl	2000-03	36.0
3.	Jack Peters	2004-07	33.5
4.	Andy Paider	2010-present	32.5
5.	Scott Fischer	1999-2001	31.0

Sacks

1.	Dan Galante	1983-86	38.0
2.	Chris Lindfelt	1984-86, 1988	34.5
3.	Matt Frelich	2006-09	19.0
	Mike Gonzales	1984-87	19.0
5.	Bill Cooper	1985-88	16.0

2013 Lawrence University Roster

Number	Name	Pos.	Height	Weight	Year	Hometown/High School
2	John Doran	WR	6-3	190	Sr.	Northfield, Ill./New Trier
3	Taylor Mandich	WR	6-5	215	Sr.	Green Bay, Wis./Southwest
4	Trevor Spina	RB/WR	5-7	170	Fr.	Henderson, Nev./Coronado
5	Isaac Barthelmess	RB	6-0	220	Fr.	Appleton, Wis./North
6	Tyler Lueck	WR	5-8	185	Jr.	Glen Ellyn, Ill./Glenbard East
7	Jacob Lueck	LB	6-1	190	Fr.	Glen Ellyn, Ill./Glenbard East
8	Tom Olson	LB	5-10	190	So.	Appleton, Wis./West
9	Dan Taylor	DB	6-2	195	Jr.	Bridgeport, Calif./Lee Vining
11	Gabor Bukszar	DL	6-2	220	Sr.	Naples, Fla./Gulf Coast
12	Wes Hetcher	WR	6-0	165	Fr.	Wautoma, Wis./Wautoma
13	Josh Ladwig	WR	6-2	140	Fr.	Two Rivers, Wis./Two Rivers
14	Colt Duncan	LB	5-8	200	So.	Columbia, Tenn./Zion Christian Academy
15	Luke Barthelmess	QB	6-2	195	Sr.	Appleton, Wis./Principia School
16	Patrick O'Mahoney	K	6-3	195	Fr.	Evanston, Ill./Evanston Township
18	Tanner Schuh	QB	6-3	210	Fr.	Appleton, Wis./North
21	Sam Wagner	DB	6-0	205	Sr.	Salem, Wis./Burlington Catholic Central
24	Brandon Taylor	LB	6-0	195	Jr.	Johnsburg, Ill./Johnsburg
27	Nick Ulloa	DB	5-11	150	Fr.	Burlington, Wis./Catholic Central
28	Zach Eichhorst	DB	5-11	185	So.	Brillion, Wis./Brillion
29	Dalton Sendelbach	RB	5-11	180	So.	Evansville, Wis./Evansville
34	Corey Fisher	RB	5-10	200	So.	Glen Ellyn, Ill./Principia School
42	Andy Paider	LB	5-11	230	Sr.	Denmark, Wis./Denmark
52	James Holden	LB	6-2	215	So.	Riverside, Ill./Nazareth Academy
58	Pip Wasserburg	OL	6-0	250	Fr.	Evanston, Ill./Evanston Township
59	Bryce Hand	OL	6-1	185	Fr.	Cypress, Texas/Cypress Woods
61	Patrick Pierson	OL	6-0	250	So.	Oconomowoc, Wis./Milwaukee Marquette
63	Nick Schubert	OL	6-4	245	Sr.	Beaver Dam, Wis./Wayland Academy
67	Mitch Ives	DL	6-1	215	So.	Rhineland, Wis./Rhineland
68	Spencer Swick	OL	6-5	265	Jr.	Kimberly, Wis./Kimberly
70	Luke Zablocki	OL	6-1	300	Jr.	Pulaski, Wis./Pulaski
71	Nic Bouressa	OL	6-5	315	Sr.	Denmark, Wis./Denmark
77	Sosaeh Connahvichnah	OL	6-0	300	So.	Keshena, Wis./Menominee Indian
79	Jackson Straughan	DL	6-0	235	Fr.	Heber City, Utah/Wasatch
80	Zack Schubert	WR	6-3	200	So.	Beaver Dam, Wis./Wayland Academy
81	Dan Dubnicka	WR	6-2	185	Sr.	Slinger, Wis./Slinger
82	Tony Harth	DL	6-3	220	Fr.	Madison, Wis./West
93	Brady Busha	DL	5-11	235	So.	Weston, Wis./Schofield D.C. Everest
94	Terrence Huff	DL	6-0	285	Fr.	De Pere, Wis./West De Pere
96	Robert Jones	DL	5-11	245	Jr.	La Junta, Colo./La Junta

2013 Lawrence University Football
Lawrence University Overall Team Statistics (as of Oct 22, 2013)
All games

Team Statistics	LU	OPP
SCORING	74	188
Points Per Game	12.3	31.3
FIRST DOWNS	126	102
Rushing	54	57
Passing	61	39
Penalty	11	6
RUSHING YARDAGE	847	1299
Yards gained rushing	1035	1450
Yards lost rushing	188	151
Rushing Attempts	250	208
Average Per Rush	3.4	6.2
Average Per Game	141.2	216.5
TDs Rushing	5	13
PASSING YARDAGE	1173	945
Comp-Att-Int	111-213-7	71-124-2
Average Per Pass	5.5	7.6
Average Per Catch	10.6	13.3
Average Per Game	195.5	157.5
TDs Passing	5	10
TOTAL OFFENSE	2020	2244
Total Plays	463	332
Average Per Play	4.4	6.8
Average Per Game	336.7	374.0
KICK RETURNS: #-Yards	27-525	14-392
PUNT RETURNS: #-Yards	3--4	18-256
INT RETURNS: #-Yards	2-41	7-201
KICK RETURN AVERAGE	19.4	28.0
PUNT RETURN AVERAGE	-1.3	14.2
INT RETURN AVERAGE	20.5	28.7
FUMBLES-LOST	11-5	5-2
PENALTIES-Yards	21-178	40-396
Average Per Game	29.7	66.0
PUNTS-Yards	34-1136	27-949
Average Per Punt	33.4	35.1
Net punt average	24.1	33.8
KICKOFFS-Yards	16-797	35-2032
Average Per Kick	49.8	58.1
Net kick average	33.8	39.5
TIME OF POSSESSION/Game	36:36	23:24
3RD-DOWN Conversions	35/97	23/66
3rd-Down Pct	36%	35%
4TH-DOWN Conversions	7/18	1/7
4th-Down Pct	39%	14%
SACKS BY-Yards	6-51	19-103
MISC YARDS	0	43
TOUCHDOWNS SCORED	11	26
FIELD GOALS-ATTEMPTS	0-4	3-6
ON-SIDE KICKS	1-1	0-0
RED-ZONE SCORES	(10-17) 59%	(16-22) 73%
RED-ZONE TOUCHDOWNS	(10-17) 59%	(13-22) 59%
PAT-ATTEMPTS	(8-11) 73%	(23-25) 92%
ATTENDANCE	3340	4527
Games/Avg Per Game	3/1113	3/1509
Neutral Site Games		0/0

Score by Quarters	1st	2nd	3rd	4th	OT	Total
Lawrence University	14	39	7	14	0	74
Opponents	75	52	44	17	0	188

2013 Lawrence University Football
Lawrence University Overall Individual Statistics (as of Oct 22, 2013)
All games

Rushing	gp	att	gain	loss	net	avg	td	lg	avg/g
LukeBarthemmess	6	117	609	134	475	4.1	1	29	79.2
DaltnSendelbach	6	60	240	17	223	3.7	1	28	37.2
Isa.Barthemmess	6	54	135	22	113	2.1	3	10	18.8
Trevor Spina	6	6	20	5	15	2.5	0	14	2.5
Tyler Lueck	6	5	18	4	14	2.8	0	9	2.3
Corey Fisher	6	6	13	4	9	1.5	0	7	1.5
TEAM	3	1	0	0	0	0.0	0	0	0.0
Tanner Schuh	4	1	0	2	-2	-2.0	0	0	-0.5
Total	6	250	1035	188	847	3.4	5	29	141.2
Opponents	6	208	1450	151	1299	6.2	13	83	216.5

Passing	gp	effic	comp-att-int	pct	yds	td	lg	avg/g
LukeBarthemmess	6	106.51	103-189-5	54.5	1093	5	34	182.2
Tanner Schuh	4	51.05	8-21-2	38.1	80	0	17	20.0
TEAM	3	0.00	0-3-0	0.0	0	0	0	0.0
Total	6	99.55	111-213-7	52.1	1173	5	34	195.5
Opponents	6	144.66	71-124-2	57.3	945	10	50	157.5

Receiving	gp	no.	yds	avg	td	lg	avg/g
Dan Dubnicka	6	22	321	14.6	1	33	53.5
Tyler Lueck	6	17	128	7.5	0	14	21.3
Trevor Spina	6	16	179	11.2	0	34	29.8
Taylor Mandich	5	12	142	11.8	2	25	28.4
Sam Wagner	6	10	157	15.7	1	32	26.2
Isa.Barthemmess	6	9	39	4.3	0	9	6.5
Zack Schubert	6	8	61	7.6	0	14	10.2
John Doran	6	6	65	10.8	0	17	10.8
DaltnSendelbach	6	5	41	8.2	0	18	6.8
Wes Hetcher	3	4	20	5.0	0	11	6.7
LukeBarthemmess	6	1	10	10.0	0	10	1.7
Andy Paider	6	1	10	10.0	1	10	1.7
Total	6	111	1173	10.6	5	34	195.5
Opponents	6	71	945	13.3	10	50	157.5

Punt Returns	no.	yds	avg	td	lg
Sam Wagner	3	-4	-1.3	0	2
Total	3	-4	-1.3	0	2
Opponents	18	256	14.2	1	39

Interceptions	no.	yds	avg	td	lg
Zach Eichhorst	1	41	41.0	1	41
Trevor Spina	1	0	0.0	0	0
Total	2	41	20.5	1	41
Opponents	7	201	28.7	2	75

Kick Returns	no.	yds	avg	td	lg
Trevor Spina	10	195	19.5	0	32
Sam Wagner	7	143	20.4	0	34
Tom Olson	7	139	19.9	0	37
Tyler Lueck	2	37	18.5	0	22
James Holden	1	11	11.0	0	11
Total	27	525	19.4	0	37
Opponents	14	392	28.0	0	50

Fumble Returns	no.	yds	avg	td	lg
Total	0	0	0.0	0	0
Opponents	0	0	0.0	0	0

2013 Lawrence University Football
Lawrence University Overall Defensive Statistics (as of Oct 22, 2013)
All games

#	Defensive Leaders	gp	Tackles			tfl/yds	Sacks	Pass defense			Fumbles		blkd	
			ua	a	tot		no-yds	int-yds	brup	qbh	rcv-yds	ff	kick	saf
21	Sam Wagner	6	33	11	44	5.0-16	1.0-6	.	4	.	1-0	.	.	
24	Brandon Taylor	6	27	11	38	3.0-3	
42	Andy Paider	6	29	8	37	14.5-88	3.0-31	1	.	
28	Zach Eichhorst	6	33	3	36	.	.	1-41	4	
9	Dan Taylor	6	23	12	35	1.5-2	.	.	1	
7	Jacob Lueck	6	20	6	26	1.0-8	
8	Tom Olson	6	6	7	13	1.0-7	1.0-7	
11	Gabor Bukszar	6	7	6	13	3.5-15	1.0-7	
27	Nick Ulloa	6	11	1	12	
52	James Holden	6	6	4	10	1-0	.	.	.	
93	Brady Busha	6	9	1	10	2.0-3	
79	Jack. Straughan	6	3	6	9	
4	Trevor Spina	6	5	1	6	.	.	1-0	
81	Dan Dubnicka	6	4	.	4	
29	DaltnSendelbach	6	3	1	4	
34	Corey Fisher	6	1	3	4	
6	Tyler Lueck	6	3	.	3	
3	Taylor Mandich	5	2	1	3	
94	Terrence Huff	3	1	2	3	1.0-1	
82	Tony Harth	4	2	1	3	
TM	TEAM	3	2	.	2	2.0-8	
14	Colt Duncan	2	1	1	2	0.5-2	
71	Nic Bouressa	6	1	.	1	
61	Patrick Pierson	6	1	.	1	
70	Luke Zablocki	6	1	
	Total	6	233	86	319	35-153	6-51	2-41	10	.	2-0	1	.	
	Opponents	6	300	120	420	51-179	19-103	7-201	27	1	5-0	8	4	

2013 Game Recaps

September 7

Cornell 45, Lawrence 14

MOUNT VERNON, Iowa — The Cornell College football team scored on its first



five possessions and went on to a 45-14 Midwest Conference win over Lawrence University at Ash Park.

Cornell quarterback Juan Flores had a big day as he completed 21 of 27 passes for 275 yards and three touchdowns.

Lawrence quarterback Luke Barthelmess was only 18 of 41 passing for 155 yards, one touchdown and two interceptions. Barthelmess also ran 20 times for 117 yards and a touchdown.

Cornell (1-0, 1-0 MWC) forced a punt on Lawrence's opening possession of the game and moved 56 yards in only three plays for the first touchdown of the game. Flores hit Justin Cox with a 23-yard scoring pass for a 7-0 lead. After another Lawrence punt, Cornell moved 53 yards in six plays, with Flores connecting with Brit Connor from 18 yards out, for a 14-0 lead.

Myron Seabrook then intercepted Barthelmess on the next possession and ran it back 22 yards for a touchdown and a 21-0 lead. After a Lawrence drive stalled at the Cornell 38-yard line, the Vikings punted. Cornell drove 75 yards in seven plays for another touchdown and a 28-0 lead.

Lawrence (0-1, 0-1) got its first score of the game when Barthelmess hit Taylor Mandich from six yards out for a touchdown. The drive covered 88 yards and took 12 plays and trimmed the lead to 31-7 with 3:59 left in the first half. Mandich finished the day with four catches for 34 yards.

The Vikings picked up their other touchdown early in the fourth quarter after a 12-play, 61-yard drive. Barthelmess ran it from four yards out to cut Cornell's lead to 45-14.

Linebacker Brandon Taylor led Lawrence's defense with 10 tackles.

Jeremy Demlow had 14 tackles, including 3.5 tackles for loss, to pace the Rams.

The Vikings actually had one more first down (22-21) and ran 33 more offensive plays than the Rams. Lawrence enjoyed a huge edge in time of possession (37:04-22:56).

September 14

Lake Forest 14, Lawrence 13

APPLETON, Wis. — The Lake Forest College football team blocked two fields in the



final three minutes, including one on the last play of the game, to hang on for a 14-13 Midwest Conference win over Lawrence University in the Banta Bowl.

The Foresters (2-0, 1-0 MWC) also blocked an extra point that proved to be the winning margin.

Lawrence trailed by a point when it took over at its own 36-yard line with 9:51 left. The Vikings took 13 plays to move all the way to the Lake Forest two-yard line before being stopped. Freshman Patrick O'Mahoney lined up for a 19-yard field goal, and the kick was blocked. The ball went out of the end zone and Lake Forest took over at its own 20 with 2:41 left.

Lawrence (0-2, 0-2) was out of timeouts, but the Foresters failed to pick up a first down. Lake Forest did the Vikings a favor by throwing an incomplete pass on third down to stop the clock. Lake Forest punted, and Lawrence got the ball back at its own 23 with 47 seconds left.

Lawrence quarterback Luke Barthelmess hit Sam Wagner with a 32-yard completion on the first play to move the ball to the Lake Forest 45. Barthelmess then ripped off runs of 11 and 24 yards to move to the Lake Forest 10-yard line.

After a pair of incompletions, the Vikings were called for offensive pass interference with six seconds left. O'Mahoney lined up for a 42-yard

field goal, but the kick was blocked again as time expired.

Barthelmess ran 21 times for 124 yards, and he completed 24 of 36 passes for 284 yards and a touchdown. Taylor Mandich grabbed seven passes for 95 yards for the Vikings.

The Lawrence offense piled up 450 yards of offense, including 166 on the ground. The Lawrence defense limited Lake Forest to just 239 yards, and the Foresters were just 3-for-11 on third down.

Alec Howe paced the Lake Forest offense by running 20 times for 121 yards. Quarterback Mike Lewis was 8-for-17 for 75 yards and a touchdown.

Lake Forest took a 7-0 lead when it moved 76 yards in six plays with Lewis connecting with Mike Rantis on a 14-yard touchdown pass. Lawrence answered on its next possession as the Vikings went 77 yards in 11 plays for the score. Barthelmess hit Mandich with a seven-yard scoring pass with 1:34 left in the first quarter to tie the game at 7-7.

Lawrence then scored on its next possession to take a 13-7 lead. The Vikings went 49 yards in nine plays, with Isaac Barthelmess scoring his first collegiate touchdown on a three-yard run. Jake Rotkvich blocked the extra point, and the Vikings led by six.

Lake Forest then took the lead for good late in the second quarter. The Foresters went 50 yards in seven plays as Charlie Quinn ripped off a 20-yard touchdown run. Lake Forest converted on the extra point and led 14-13 with 4:48 left in the first half.

September 21

Beloit 38, Lawrence 21

BELOIT, Wis. — The Lawrence University football team didn't score in the second half,



and Beloit College pulled away for a 38-21 Midwest Conference victory over the Vikings at Strong Stadium.

2013 Game Recaps

The teams went to halftime tied 21-21.

Running back Mason Dixon ran 12 times for 200 yards and three touchdowns to lead Beloit (1-2, 1-1 MWC), which snapped a 13-game losing streak. It was all or next-to-nothing for Dixon, who had runs of 56, 48, 42, 18 and 16 yards but had a combined 21 yards on his other seven carries.

Lawrence quarterback Luke Barthelmeß had 26 carries for 76 yards and completed 15 of 30 passes for 153 yards and a touchdown. Running back Isaac Barthelmeß ran 15 times for 63 yards for the Vikings (0-3, 0-3).

Beloit led 7-0 on the first play from scrimmage when Kameron Sallee hit Michael Nolden with a 50-yard touchdown pass. Lawrence answered back after a short punt by the Bucs gave the Vikings the ball at the Beloit 36-yard line.

Luke Barthelmeß connected with Dan Dubnicka on a 30-yard completion to the Beloit six, and Isaac Barthelmeß scored on the next play to tie it at 7-7.

Beloit took a 14-7 lead on Dixon's 16-yard scoring run, but Lawrence scored the next 14 points. The Vikings moved 58 yards in seven plays for a touchdown to tie the game 14-14 in the second quarter. Isaac Barthelmeß' two-yard touchdown run finished the drive.

After an on-sides kick was recovered by the Vikings, Lawrence drove in for another touchdown. After Dalton Sendelbach's 18-yard run gave the Vikings a first down at the Beloit 10, Luke Barthelmeß hit linebacker Andy Paider, who plays offense on Lawrence's "jumbo" package, with a touchdown pass for a 21-14 lead.

Beloit used a big kickoff return to answer back and scored just two plays later for a 21-21 tie at the half. The Bucs used a big run by Dixon to set up a field goal and take a 24-21 lead. Dixon then ripped off touchdown runs of 48 and 42 yards in the fourth quarter to seal the win.

Lawrence, which got into Beloit territory only twice in the second half, dominated the time of possession 41:58-18:02.

October 5

Illinois College 26, Lawrence 6

APPLETON, Wis. — Cecil Brimmage ran for 273 yards, and the Illinois College football team battled to a 26-6 Midwest Conference victory over Lawrence University at the Banta Bowl.



Brimmage carried 29 times and scored a third-quarter touchdown. Blueboys quarterback Michael Bates completed 14 of 25 passes for 195 yards and two touchdowns.

Lawrence quarterback Luke Barthelmeß went 22 of 40 for 230 yards, one touchdown and two interceptions. Barthelmeß also posted his third 100-yard rushing game of the season with 24 carries for 117 yards.

Illinois College (4-0, 3-0 MWC) jumped out to a 13-0 lead in the first quarter with a Bates touchdown pass and a Kurt Frischman interception return for a touchdown. Frischman, a defensive lineman, batted a Barthelmeß pass and hauled it in. He rumbled 75 yards for the score.

Lawrence (0-4, 0-4) cut the lead to 13-6 on a long scoring drive early in the second quarter. The Vikings moved 88 yards in 13 plays and took more than seven minutes off the clock. Barthelmeß hit Sam Wagner with a nine-yard touchdown pass with 11:54 left in the first half.

The Lawrence defense stopped the Blueboys on their next possession when Bates' fourth-down pass fell incomplete in the Lawrence end zone. The Vikings stopped the Blueboys again when Brimmage fumbled at the goal line and the ball was recovered by linebacker James Holden in the end zone.

With Brimmage doing nearly all the damage, Illinois College scored

early in the second half. Brimmage's 24-yard touchdown run put the Blueboys up 19-6.

After the Blueboys stopped Lawrence on downs deep in Illinois College territory, they drove back down the field for the final score of the game. Bates hit Kevin Fuller with his second touchdown catch of the game for a 26-6 lead.

Linebacker Andy Paider had a big day for the Lawrence defense with 14 tackles, including 7.0 tackles for loss and 2.0 sacks. Paider also forced a fumble.

October 12

Carroll 48, Lawrence 14

WAUKESHA, Wis. — The Carroll University football team pulled out to a big early lead and



went on to a 48-14 Midwest Conference victory over Lawrence University at Schneider Stadium.

Carroll (3-3, 2-3 MWC) led 13-0 after the first quarter and scored four second-quarter touchdowns to race to a 41-0 lead at the half.

Running back Lamont Williams powered the Carroll offense by running 19 times for 216 yards and four touchdowns. Williams, who had touchdown runs of 10, one, 83 and 12 yards, averaged 11.4 yards per carry.

The Pioneers threw only nine passes in the game as they ran for 314 yards as a team.

Lawrence (0-5, 0-5) was limited to only 235 yards against a stout Carroll defense. Quarterback Luke Barthelmeß was 8 of 16 passing for 81 yards and a touchdown. Halfback Dalton Sendelbach ran 24 times for 94 yards to lead Lawrence's ground game.

After Williams put the Pioneers up 27-0 with his 83-yard touchdown run in the late in the second quarter, Ty Zimmerman blocked a punt and returned it 20 yards for a touchdown. Williams then added another touch-

2013 Game Recaps

down run to put the Pioneers in command at the break.

Lawrence got on the board with cornerback Zach Eichhorst's first career touchdown. The sophomore picked off Tyler Schovanec's pass and returned it 41 yards for a touchdown to cut the lead to 48-7.

Lawrence added its final touchdown midway through the fourth quarter when Barthelmess capped a 14-play, 68-yard drive with a 13-yard scoring pass to Dan Dubnicka. Dubnicka finished with three catches for 35 yards.

October 19

St. Norbert 17, Lawrence 6

APPLETON, Wis. — The St. Norbert College football team used a solid defensive effort in the second half to hang on for a



17-6 victory over Lawrence University at the Banta Bowl.

In a scheduling quirk, the game counted as a Midwest Conference game for the Green Knights (6-1, 6-0 MWC), but it was a nonconference game for Lawrence (0-6).

St. Norbert limited Lawrence to only 88 yards of offense in the second half, and the Green Knights got a late field goal to seal the victory.

Zach Broberg ran 19 times for 86 yards to pace the Green Knights. Quarterback James Tringali was 13 of 27 passing for 177 yards, one touchdown and one interception. Brian Fliess caught six passes for 103 yards and a touchdown for St. Norbert.

Lawrence quarterback Luke Barthelmess completed 16 of 26 passes for 190 yards for the Vikings. Dan Dubnicka had game highs with seven catches for 110 yards for Lawrence.

Sam Wagner was impressive on defense for the Vikings, who limited St. Norbert to 319 yards. Wagner had a game-high 14 tackles, including one sack and 4.0 tackles for loss. Dan Taylor picked up 10 tackles for Lawrence,

and Trevor Spina recorded his first career interception.

Lawrence got on the board in the second quarter by taking advantage of a short punt. The 23-yard punt gave Lawrence the ball at the St. Norbert 41-yard line, and the Vikings got a key pass completion to Dubnicka at the St. Norbert 18. Sam Wagner then hauled in a pass at the St. Norbert one-yard line, and Dalton Sendelbach punched it in the end zone on the next play for a 6-0 lead.

St. Norbert answered two possessions later when Tringali hit Fliess with a 41-yard scoring pass, and the Green Knights led 7-6 at the half.

The Green Knights took the opening possession of the second half and moved 57 yards in eight plays for a touchdown. Broberg ran it in from three yards out, and St. Norbert led 14-6.

Lawrence only managed to get into St. Norbert territory twice in the second half, and the Green Knights added a 30-yard field goal from Randy Hill with 2:22 left to seal the victory.