



Lawrence University

(0-5, 0-5 MWC)

vs.

St. Norbert College

(5-1, 5-0 MWC)



Saturday, October 19, 2013, 1:00 p.m., The Banta Bowl, Appleton, Wisconsin

Broadcast/Webcast

The game is available via a free video webcast at: <http://client.stretchinternet.com/client/lawrence.portal#>. Dick Knapinski and Anthony Totoraitis will handle the call. A link for the webcast is available on the Lawrence football page.

The Series

St. Norbert holds a 24-13-2 lead in the series thanks to its recent dominance against the Vikings. The Green Knights have won the last 15 meetings against Lawrence. The Vikings' last win over St. Norbert was a 27-24 triumph in 1997.

Last Meeting

St. Norbert jumped out to a big early lead and went on to a 79-7 Midwest Conference victory over Lawrence University on Oct. 13, 2012, at Schneider Stadium.

St. Norbert built a 35-0 lead after the first quarter and led 45-0 at the half. Lawrence, which played this as a

nonconference game due to a quirk in this season's schedule, got its only touchdown in the third quarter.

Austin Williams led St. Norbert with 18 carries for 172 yards and three touchdowns. St. Norbert piled up 366 rushing yards. Quarterback James Tringalli was 7 of 13 passing for 126 yards and a touchdown.

Lawrence, which was limited to 120 total yards, got its only score when Tyler Mazur caught a 54-yard touchdown pass in the third quarter. The touchdown pass was the first in the career of freshman quarterback Akeem Williams.

Last Week

Carroll pulled out to a big early lead and went on to a 48-14 Midwest Conference victory over Lawrence last Saturday at Schneider Stadium.

Carroll led 13-0 after the first quarter and scored four second-quarter touchdowns to race to a 41-0 lead at the half.

Running back Lamont Williams

powered the Carroll offense by running 19 times for 216 yards and four touchdowns. Williams, who had touchdown runs of 10, one, 83 and 12 yards, averaged 11.4 yards per carry.

The Pioneers threw only nine passes in the game as they ran for 314 yards as a team.

Lawrence was limited to only 235 yards against a stout Carroll defense. Quarterback Luke Barthelmess was 8 of 16 passing for 81 yards and a touchdown. Halfback Dalton Sendelbach ran 24 times for 94 yards to lead Lawrence's ground game.

After Williams put the Pioneers up 27-0 with his 83-yard touchdown run in the late in the second quarter, Ty Zimmerman blocked a punt and returned it 20 yards for a touchdown. Williams then added another touchdown run to put the Pioneers in command at the break.

Lawrence got on the board with cornerback Zach Eichhorst's first career touchdown. The sophomore picked off Tyler Schovanec's pass and

2013 Lawrence University Schedule and Results

Date	Opponent	Time/Result	Fast Fact
Sept. 7	at Cornell	L, 45-14	Cornell jumps out to 28-0 lead after first quarter
Sept. 14	Lake Forest	L, 14-13	LFC blocks two late field goals to preserve win
Sept. 21	at Beloit	L, 38-21	Beloit snaps 13-game losing streak
Oct. 5	Illinois College	L, 26-6	Andy Paider piles up 7.0 tackles for loss for LU defense
Oct. 12	at Carroll	L, 48-14	CB Zach Eichhorst scores first TD on interception return
Oct. 19	St. Norbert	1 p.m.	SNC claimed its second league title in three years in 2012
Oct. 26	at Monmouth	1 p.m.	Former QB Alex Tanney now on Cowboys' practice squad
Nov. 2	Grinnell	1 p.m.	LU has 98-yard scoring drive in win at Grinnell in 2012
Nov. 9	Knox	1 p.m.	Teams combined for 104 points in 2012
Nov. 16	at Ripon	1 p.m.	Teams played highest-scoring game in series in 2012

returned it 41 yards for a touchdown to cut the lead to 48-7.

Lawrence added its final touchdown midway through the fourth quarter when Barthelme capped a 14-play, 68-yard drive with a 13-yard scoring pass to Dan Dubnicka. Dubnicka finished with three catches for 35 yards.

The Coaches

Mike Barthelme (Principia 1983) is in his second season at Lawrence and has a record of 2-13 (.133). Barthelme is in his 11th season overall and has a record of 17-73-1 (.192). Jim Purtil (Miami, Ohio, 1978) is in his 15th season at St. Norbert and has a record of 127-28 (.819).



Mike Barthelme

Vikings Update

►For the second consecutive season, the game against St. Norbert will be a nonconference contest for Lawrence but counts as a conference game for the Green Knights. This will be the last season for that due to the addition of Macalester to the league for 2014. The MWC will then be split into divisions.



►For the second consecutive week, the Vikings ran into one of the league's top running backs. Carroll's Lamont Williams romped for 216 yards on just 19 carries for an average of 11.5 yards per carry. Williams had an 83-yard touchdown run in the second quarter.

►Lawrence had a punt blocked for the first time this season. Carroll blocked a punt in the second quarter and Ty Zimmerman returned it 20 yards for a touchdown. It marked the first time a team had returned a blocked punt for a touchdown against the Vikings since Don Anderson did it for St. Scholastica back in 2010.

THE MIDWEST CONFERENCE EST. 1921

Midwest Conference Standings

	MWC		Overall	
	W	L	W	L
St. Norbert	5	0	5	1
Illinois College	4	0	5	0
Lake Forest	4	1	5	1
Cornell	3	1	3	2
Ripon	2	2	3	2
Carroll	2	3	3	3
Monmouth	2	2	2	3
Grinnell	1	3	1	4
Beloit	1	4	1	5
Knox	1	4	1	5
Lawrence	0	5	0	5

Last Saturday's Results

Carroll 48, Lawrence 14
 St. Norbert 20, Cornell 17
 Monmouth 65, Grinnell 3
 Illinois College 55, Lake Forest 7
 Knox 31, Beloit 21


Saturday's Games

St. Norbert at Lawrence
 Cornell at Knox
 Monmouth at Lake Forest
 Illinois College at Beloit
 Ripon at Grinnell

►For the fifth consecutive game this season, Lawrence held the advantage in time of possession. The Vikings had the ball for 34:06 against Carroll and actually had two more first downs (18-16) than the Pioneers. Lawrence leads the Midwest Conference in time of possession at 37:31.

►The Vikings did some experimen-


tation with quarterback Luke Barthelme (Appleton, Wis./Principia) lining up at receiver in the game against Carroll. Freshman quarterback Tanner Schuh (Appleton, Wis./North) saw his first extensive action of



Tanner Schuh

the season and went 3-for-9 passing for 39 yards.


► Luke Barthelmess did complete 8 of 16 passes for 81 yards against Carroll and is now just 40 yards shy of hitting 7,000 yards for his career. Barthelmess also threw a touchdown pass and now has 53 for his career. Barthelmess is six touchdown passes away from tying Jim Petran for the Lawrence career record of 59.



Luke Barthelmess

► The Carroll defense did a great job stopping Barthelmess' run game. He was limited to 20 yards on 15 carries. Barthelmess still ranks sixth in the league in rushing at 90.8 yards per game and is the conference's top running quarterback.


► Sophomore running back Dalton Sendelbach (Evansville, Wis./Evansville) hit career highs for both carries and rushing yards against Carroll. Sendelbach carried 24 times for 94 yards against the Pioneers. His previous highs were 12 carries (in the season opener at Cornell) and 62 yards (earlier this season at Beloit). Sendelbach now has 56 carries for 217 yards this season.



Dalton Sendelbach

► Lawrence ranks fifth in the Midwest Conference in total offense at 350.4 yards per game. The Vikings are 11th in scoring offense at 13.6 points per contest.

► Sophomore defensive back Zach Eichhorst (Brillion, Wis./Brillion) posted the Vikings' first interception of the season and picked up his first career



Zach Eichhorst

Lawrence University Football Facts	
Location	Appleton, Wis.
Founded	1847
Enrollment	1,450
President	Mark Burstein
Affiliation	NCAA Division III
Conference	Midwest Conference
Nickname	Vikings
School Colors	Blue and White
Home Field	Banta Bowl (capacity 5,255)
Director of Athletics	Mike Szkodzinski
First season of football	1893
Seasons of football	120
All-time overall record	493-439-29 (.528)
Midwest Conference record	262-284-13 (.480)
Midwest Conference titles	16
	1922, 1924, 1929, 1938, 1942, 1946, 1947, 1949, 1951, 1966, 1967, 1975, 1979, 1980, 1981, 1986
NCAA playoff appearances	1 (1981)

touchdown against Carroll. Eichhorst picked off Tyler Schovanec at the Carroll 41-yard line, made a move past one tackler and then broke another tackle near the goal line to get the touchdown. Eichhorst also recorded a season-high nine tackles.

► Junior defensive back Dan Taylor posted a career-high 12 tackles against Carroll. Taylor, who also had 1.5 tackles for loss, topped his previous career best of nine tackles, which took place against Illinois College back in 2011.

► Senior linebacker Andy Pailer (Denmark, Wis./Denmark) picked up 1.0 TFLs against Carroll and now has 31.0 for his career. That ties Pailer with Scott Fischer for fourth place on the Lawrence career list. Pailer leads the team with 34 tackles, 13.0 TFLs and 2.0 sacks

► The Vikings rank ninth in the league in total defense at 385.0 yards per game. Lawrence is 10th in scoring defense at 34.2 points per game.

► Lawrence was not called for a penalty in the game at Carroll, and the Vikings are the least penalized team in the league. Lawrence has been called for just 12 penalties for 95 yards. Lawrence opponents have drawn the most flags are averaging a league-worst 70.8 penalty yards per game.

► This is the first time Lawrence has not had an accepted penalty going back to the 2000 season. The closest the Vikings came to not having a penalty was the 2002 game vs. Carroll when the Vikings were whistled for one penalty for five yards.

Green Knights Update

► St. Norbert rallied from a 17-7 deficit in the fourth quarter and pulled out a 20-17 victory over visiting Cornell last Saturday. James Tringali scored on the first play of the fourth quarter to cut the lead to 17-13, and Tringali then hit Michael Heim with an 11-yard touchdown pass with 8:33 left to give the Green Knights the lead for good.



► Junior quarterback James Tringali has completed 91 of 152 passes for 1,144 yards. He has thrown six touch-down passes and hasn't thrown an in-terception this season.

► Tringali's favorite target is junior wide receiver Mark Villers, who has 21 catches for 302 yards. Brad Brockmeier is second on the squad with 19 catches for 170 yards and a touch-down.

► Sophomore running back Brad Brockmeier leads the team in rushing with 118 carries for 577 yards and six touchdowns. Brockmeier is averaging a healthy 4.9 yards per carry.

► The Green Knights rank seventh in the league in total offense at 324.7 yards per game, and St. Norbert is fifth in scoring offense at 24.0 points per contest.

► Senior linebacker Brian Feltz is tops on the squad with 40 tackles.

► Junior linebacker Matt Petersilka was named the Midwest Conference Defensive Player of the Week for his performance against Cornell. Peter-silka has 38 tackles 8.5 TFLs, 4.5 sacks, four pass breakups and two intercep-tions on the season.

► St. Norbert is second in the con-

D3football.com Top 25				
No.	Team	Rec.	Pts.	Last
1.	Mount Union (16)	5-0	609	1
2.	Linfield (6)	4-0	597	2
3.	Mary Hardin-Baylor (3)	5-0	594	3
4.	North Central (Ill.)	5-0	537	4
5.	Bethel	5-0	501	5
6.	Hobart	5-0	460	7
7.	UW-Platteville	5-0	429	8
8.	UW-Oshkosh	5-0	423	9
9.	St. Thomas	4-1	417	6
10.	UW-Whitewater	5-0	414	10
11.	Wesley	5-1	368	11
12.	Heidelberg	5-0	364	12
13.	Wheaton (Ill.)	5-0	322	13
14.	Franklin	3-2	285	14
15.	Johns Hopkins	5-0	267	16
16.	Wabash	5-0	246	17
17.	Pacific Lutheran	4-1	230	15
18.	Wittenberg	4-1	214	18
19.	St. John Fisher	5-0	186	20
20.	John Carroll	5-0	158	21
21.	Coe	5-0	153	19
22.	Willamette	4-0	69	25
23.	Illinois Wesleyan	5-0	61	--
24.	Concordia-Moorhead	4-1	33	22
25.	St. John's	5-1	30	--

Dropped out: No. 23 Thomas More; No. 24 Lycoming

Others receiving votes: Huntingdon 29; Il-linois College 21; Millsaps 18; Trinity (Conn.) 17; Salisbury 14; Pacific 12; Hampden-Sydney 11; Lebanon Valley 8; Lycoming 7; Adrian 6; Thomas More 4; Christopher Newport 4; Ursi-nus 2; Wartburg 1; Ithaca 1; Texas Lutheran 1; Delaware Valley 1; UW-Stevens Point 1.

ference in scoring defense, allowing only 15.3 points per game. The Green Knights are fourth in total defense at 324.5 yards per contest.

Career Leaders

Rushing Yards

1.	Brad Olson	1994-97	5,325
2.	Scott Reppert	1979-82	4,442
3.	Justin Berrens	2000, 2002-03	3,659
4.	Craig Ebert	2005-08	2,477
5.	Greg Curtis	1983-86	2,271

Rushing Touchdowns

1.	Scott Reppert	1979-82	45
2.	Brad Olson	1994-97	44
3.	Chuck McKee	1965-67	31
4.	Justin Berrens	2000-03	19
	Jeff Kinziger	1992-95	19

Passing Yards

1.	Luke Barthelmess	2010-present	6,960
2.	Jim Petran	1976-79	5,431
3.	Eric Aspenson	2003-05, 2007	4,941
4.	Bill McNamara	1985-87	4,431
5.	Nick Maxam	2006-09	4,354

Passing Touchdowns

1.	Jim Petran	1976-79	59
2.	Luke Barthelmess	2010-present	53
3.	Eric Aspenson	2003-05, 2007	50
4.	Ken Meyer	1973-76	41
5.	R.J. Rosenthal	2000-02	38

Receptions

1.	Zach Michael	2000-03	248
2.	Ed Lamm	1990-93	152
3.	Paul Gebhardt	1976-78	149
4.	Chris Guenther	1991, 1993-95	138
5.	Tyler Mazur	2010-12	130

Receiving Yards

1.	Zach Michael	2000-03	3,583
2.	Paul Gebhardt	1976-78	2,394
3.	Chris Guenther	1991, 1993-95	2,373
4.	Tyler Mazur	2010-12	2,235
5.	Stacy Seidl	1996-99	2,190

Receiving Touchdowns

1.	Zach Michael	2000-03	40
2.	Pat Schwanke	1979-82	30
3.	Paul Gebhardt	1976-78	28
4.	Chris Guenther	1991, 1993-95	27
5.	Tyler Mazur	2010-12	25

Tackles

1.	Chris Lindfelt	1984-86, 1988	586
2.	Damian LaCroix	1987-90	407
3.	Mike Batt	1990-93	403
4.	Dan Galante	1983-86	371
5.	Joel Northey	1993-96	341

Tackles For Loss

1.	Matt Frelich	2006-09	44.5
2.	Steve Heindl	2000-03	36.0
3.	Jack Peters	2004-07	33.5
4.	Andy Paider	2010-present	31.0
	Scott Fischer	1999-2001	31.0

Sacks

1.	Dan Galante	1983-86	38.0
2.	Chris Lindfelt	1984-86, 1988	34.5
3.	Matt Frelich	2006-09	19.0
	Mike Gonzales	1984-87	19.0
5.	Bill Cooper	1985-88	16.0

2013 Lawrence University Roster

Number	Name	Pos.	Height	Weight	Year	Hometown/High School
2	John Doran	WR	6-3	190	Sr.	Northfield, Ill./New Trier
3	Taylor Mandich	WR	6-5	215	Sr.	Green Bay, Wis./Southwest
4	Trevor Spina	RB/WR	5-7	170	Fr.	Henderson, Nev./Coronado
5	Isaac Barthelmess	RB	6-0	220	Fr.	Appleton, Wis./North
6	Tyler Lueck	WR	5-8	185	Jr.	Glen Ellyn, Ill./Glenbard East
7	Jacob Lueck	LB	6-1	190	Fr.	Glen Ellyn, Ill./Glenbard East
8	Tom Olson	LB	5-10	190	So.	Appleton, Wis./West
9	Dan Taylor	DB	6-2	195	Jr.	Bridgeport, Calif./Lee Vining
11	Gabor Bukszar	DL	6-2	220	Sr.	Naples, Fla./Gulf Coast
12	Wes Hetcher	WR	6-0	165	Fr.	Wautoma, Wis./Wautoma
13	Josh Ladwig	WR	6-2	140	Fr.	Two Rivers, Wis./Two Rivers
14	Colt Duncan	LB	5-8	200	So.	Columbia, Tenn./Zion Christian Academy
15	Luke Barthelmess	QB	6-2	195	Sr.	Appleton, Wis./Principia School
16	Patrick O'Mahoney	K	6-3	195	Fr.	Evanston, Ill./Evanston Township
18	Tanner Schuh	QB	6-3	210	Fr.	Appleton, Wis./North
21	Sam Wagner	DB	6-0	205	Sr.	Salem, Wis./Burlington Catholic Central
24	Brandon Taylor	LB	6-0	195	Jr.	Johnsburg, Ill./Johnsburg
27	Nick Ulloa	DB	5-11	150	Fr.	Burlington, Wis./Catholic Central
28	Zach Eichhorst	DB	5-11	185	So.	Brillion, Wis./Brillion
29	Dalton Sendelbach	RB	5-11	180	So.	Evansville, Wis./Evansville
34	Corey Fisher	RB	5-10	200	So.	Glen Ellyn, Ill./Principia School
42	Andy Paider	LB	5-11	230	Sr.	Denmark, Wis./Denmark
52	James Holden	LB	6-2	215	So.	Riverside, Ill./Nazareth Academy
58	Pip Wasserburg	OL	6-0	250	Fr.	Evanston, Ill./Evanston Township
59	Bryce Hand	OL	6-1	185	Fr.	Cypress, Texas/Cypress Woods
61	Patrick Pierson	OL	6-0	250	So.	Oconomowoc, Wis./Milwaukee Marquette
63	Nick Schubert	OL	6-4	245	Sr.	Beaver Dam, Wis./Wayland Academy
67	Mitch Ives	DL	6-1	215	So.	Rhineland, Wis./Rhineland
68	Spencer Swick	OL	6-5	265	Jr.	Kimberly, Wis./Kimberly
70	Luke Zablocki	OL	6-1	300	Jr.	Pulaski, Wis./Pulaski
71	Nic Bouressa	OL	6-5	315	Sr.	Denmark, Wis./Denmark
77	Sosaeh Connahvichnah	OL	6-0	300	So.	Keshena, Wis./Menominee Indian
79	Jackson Straughan	DL	6-0	235	Fr.	Heber City, Utah/Wasatch
80	Zack Schubert	WR	6-3	200	So.	Beaver Dam, Wis./Wayland Academy
81	Dan Dubnicka	WR	6-2	185	Sr.	Slinger, Wis./Slinger
82	Tony Harth	DL	6-3	220	Fr.	Madison, Wis./West
93	Brady Busha	DL	5-11	235	So.	Weston, Wis./Schofield D.C. Everest
94	Terrence Huff	DL	6-0	285	Fr.	De Pere, Wis./West De Pere
96	Robert Jones	DL	5-11	245	Jr.	La Junta, Colo./La Junta

2013 Lawrence University Football
Lawrence University Overall Team Statistics (as of Oct 15, 2013)
All games

Team Statistics	LU	OPP
SCORING	68	171
Points Per Game	13.6	34.2
FIRST DOWNS	115	82
Rushing	51	48
Passing	53	31
Penalty	11	3
RUSHING YARDAGE	779	1157
Yards gained rushing	942	1272
Yards lost rushing	163	115
Rushing Attempts	218	169
Average Per Rush	3.6	6.8
Average Per Game	155.8	231.4
TDs Rushing	4	12
PASSING YARDAGE	973	768
Comp-Att-Int	94-184-6	58-97-1
Average Per Pass	5.3	7.9
Average Per Catch	10.4	13.2
Average Per Game	194.6	153.6
TDs Passing	5	9
TOTAL OFFENSE	1752	1925
Total Plays	402	266
Average Per Play	4.4	7.2
Average Per Game	350.4	385.0
KICK RETURNS: #-Yards	24-467	12-348
PUNT RETURNS: #-Yards	3--4	12-183
INT RETURNS: #-Yards	1-41	6-189
KICK RETURN AVERAGE	19.5	29.0
PUNT RETURN AVERAGE	-1.3	15.2
INT RETURN AVERAGE	41.0	31.5
FUMBLES-LOST	10-5	4-2
PENALTIES-Yards	12-95	36-354
Average Per Game	19.0	70.8
PUNTS-Yards	26-852	23-835
Average Per Punt	32.8	36.3
Net punt average	24.2	34.7
KICKOFFS-Yards	14-712	31-1787
Average Per Kick	50.9	57.6
Net kick average	37.8	39.4
TIME OF POSSESSION/Game	37:31	22:29
3RD-DOWN Conversions	27/79	19/53
3rd-Down Pct	34%	36%
4TH-DOWN Conversions	7/17	1/6
4th-Down Pct	41%	17%
SACKS BY-Yards	3-27	16-86
MISC YARDS	0	43
TOUCHDOWNS SCORED	10	24
FIELD GOALS-ATTEMPTS	0-4	2-4
ON-SIDE KICKS	1-1	0-0
RED-ZONE SCORES	(9-16) 56%	(14-18) 78%
RED-ZONE TOUCHDOWNS	(9-16) 56%	(12-18) 67%
PAT-ATTEMPTS	(8-10) 80%	(21-23) 91%
ATTENDANCE	1816	4527
Games/Avg Per Game	2/908	3/1509
Neutral Site Games		0/0

Score by Quarters	1st	2nd	3rd	4th	OT	Total
Lawrence University	14	33	7	14	0	68
Opponents	75	45	37	14	0	171

2013 Lawrence University Football
Lawrence University Overall Individual Statistics (as of Oct 15, 2013)
All games

Rushing	gp	att	gain	loss	net	avg	td	lg	avg/g
LukeBarthelmess	5	106	570	116	454	4.3	1	29	90.8
DaltnSendelbach	5	56	233	16	217	3.9	0	28	43.4
Isa.Barthelmess	5	41	114	16	98	2.4	3	10	19.6
Corey Fisher	5	6	13	4	9	1.5	0	7	1.8
Tyler Lueck	5	3	9	4	5	1.7	0	5	1.0
TEAM	3	1	0	0	0	0.0	0	0	0.0
Tanner Schuh	3	1	0	2	-2	-2.0	0	0	-0.7
Trevor Spina	5	4	3	5	-2	-0.5	0	2	-0.4
Total	5	218	942	163	779	3.6	4	29	155.8
Opponents	5	169	1272	115	1157	6.8	12	83	231.4

Passing	gp	effic	comp-att-int	pct	yds	td	lg	avg/g
LukeBarthelmess	5	103.90	87-163-5	53.4	903	5	34	180.6
Tanner Schuh	3	60.44	7-18-1	38.9	70	0	17	23.3
TEAM	3	0.00	0-3-0	0.0	0	0	0	0.0
Total	5	97.95	94-184-6	51.1	973	5	34	194.6
Opponents	5	154.86	58-97-1	59.8	768	9	50	153.6

Receiving	gp	no.	yds	avg	td	lg	avg/g
Tyler Lueck	5	17	128	7.5	0	14	25.6
Dan Dubnicka	5	15	211	14.1	1	33	42.2
Trevor Spina	5	13	148	11.4	0	34	29.6
Taylor Mandich	5	12	142	11.8	2	25	28.4
Sam Wagner	5	8	122	15.2	1	32	24.4
Isa.Barthelmess	5	8	44	5.5	0	9	8.8
Zack Schubert	5	7	56	8.0	0	14	11.2
John Doran	5	6	65	10.8	0	17	13.0
Wes Hetcher	2	4	20	5.0	0	11	10.0
DaltnSendelbach	5	3	27	9.0	0	18	5.4
Andy Paider	5	1	10	10.0	1	10	2.0
Total	5	94	973	10.4	5	34	194.6
Opponents	5	58	768	13.2	9	50	153.6

Punt Returns	no.	yds	avg	td	lg
Sam Wagner	3	-4	-1.3	0	2
Total	3	-4	-1.3	0	2
Opponents	12	183	15.2	1	39

Interceptions	no.	yds	avg	td	lg
Zach Eichhorst	1	41	41.0	1	41
Total	1	41	41.0	1	41
Opponents	6	189	31.5	2	75

Kick Returns	no.	yds	avg	td	lg
Trevor Spina	8	158	19.8	0	32
Tom Olson	7	139	19.9	0	37
Sam Wagner	6	122	20.3	0	34
Tyler Lueck	2	37	18.5	0	22
James Holden	1	11	11.0	0	11
Total	24	467	19.5	0	37
Opponents	12	348	29.0	0	50

Fumble Returns	no.	yds	avg	td	lg
Total	0	0	0.0	0	0
Opponents	0	0	0.0	0	0

2013 Lawrence University Football
Lawrence University Overall Defensive Statistics (as of Oct 15, 2013)
All games

#	Defensive Leaders	gp	Tackles			tfl/yds	Sacks	Pass defense			Fumbles		blkd	
			ua	a	tot		no-yds	int-yds	brup	qbh	rcv-yds	ff	kick	saf
42	Andy Paider	5	27	7	34	13.0-76	2.0-20	1	.	.
28	Zach Eichhorst	5	29	3	32	.	.	1-41	3
24	Brandon Taylor	5	23	7	30	1.5-2
21	Sam Wagner	5	23	7	30	1.0-3	.	.	4	.	1-0	.	.	.
9	Dan Taylor	5	16	9	25	1.5-2	.	.	1
7	Jacob Lueck	5	17	5	22	1.0-8
11	Gabor Bukszar	5	7	6	13	3.5-15	1.0-7
27	Nick Ulloa	5	9	1	10
8	Tom Olson	5	3	6	9
52	James Holden	5	6	3	9	1-0	.	.	.
93	Brady Busha	5	7	1	8	2.0-3
79	Jack. Straughan	5	2	5	7
3	Taylor Mandich	5	2	1	3
94	Terrence Huff	3	1	2	3	1.0-1
29	DaltnSendelbach	5	2	1	3
82	Tony Harth	4	2	1	3
6	Tyler Lueck	5	3	.	3
14	Colt Duncan	2	1	1	2	0.5-2
34	Corey Fisher	5	.	2	2
TM	TEAM	3	2	.	2	2.0-8
61	Patrick Pierson	5	1	.	1
71	Nic Bouressa	5	1	.	1
81	Dan Dubnicka	5	1	.	1
	Total	5	185	68	253	27-120	3-27	1-41	8	.	2-0	1	.	.
	Opponents	5	260	106	366	40-145	16-86	6-189	22	1	5-0	7	4	.

2013 Game Recaps

September 7

Cornell 45, Lawrence 14

MOUNT VERNON, Iowa — The Cornell College football team scored on its first



five possessions and went on to a 45-14 Midwest Conference win over Lawrence University at Ash Park.

Cornell quarterback Juan Flores had a big day as he completed 21 of 27 passes for 275 yards and three touchdowns.

Lawrence quarterback Luke Barthelmess was only 18 of 41 passing for 155 yards, one touchdown and two interceptions. Barthelmess also ran 20 times for 117 yards and a touchdown.

Cornell (1-0, 1-0 MWC) forced a punt on Lawrence's opening possession of the game and moved 56 yards in only three plays for the first touchdown of the game. Flores hit Justin Cox with a 23-yard scoring pass for a 7-0 lead. After another Lawrence punt, Cornell moved 53 yards in six plays, with Flores connecting with Brit Connor from 18 yards out, for a 14-0 lead.

Myron Seabrook then intercepted Barthelmess on the next possession and ran it back 22 yards for a touchdown and a 21-0 lead. After a Lawrence drive stalled at the Cornell 38-yard line, the Vikings punted. Cornell drove 75 yards in seven plays for another touchdown and a 28-0 lead.

Lawrence (0-1, 0-1) got its first score of the game when Barthelmess hit Taylor Mandich from six yards out for a touchdown. The drive covered 88 yards and took 12 plays and trimmed the lead to 31-7 with 3:59 left in the first half. Mandich finished the day with four catches for 34 yards.

The Vikings picked up their other touchdown early in the fourth quarter after a 12-play, 61-yard drive. Barthelmess ran it from four yards out to cut Cornell's lead to 45-14.

Linebacker Brandon Taylor led Lawrence's defense with 10 tackles.

Jeremy Demlow had 14 tackles, including 3.5 tackles for loss, to pace the Rams.

The Vikings actually had one more first down (22-21) and ran 33 more offensive plays than the Rams. Lawrence enjoyed a huge edge in time of possession (37:04-22:56).

September 14

Lake Forest 14, Lawrence 13

APPLETON, Wis. — The Lake Forest College football team blocked two fields in the



final three minutes, including one on the last play of the game, to hang on for a 14-13 Midwest Conference win over Lawrence University in the Banta Bowl.

The Foresters (2-0, 1-0 MWC) also blocked an extra point that proved to be the winning margin.

Lawrence trailed by a point when it took over at its own 36-yard line with 9:51 left. The Vikings took 13 plays to move all the way to the Lake Forest two-yard line before being stopped. Freshman Patrick O'Mahoney lined up for a 19-yard field goal, and the kick was blocked. The ball went out of the end zone and Lake Forest took over at its own 20 with 2:41 left.

Lawrence (0-2, 0-2) was out of timeouts, but the Foresters failed to pick up a first down. Lake Forest did the Vikings a favor by throwing an incomplete pass on third down to stop the clock. Lake Forest punted, and Lawrence got the ball back at its own 23 with 47 seconds left.

Lawrence quarterback Luke Barthelmess hit Sam Wagner with a 32-yard completion on the first play to move the ball to the Lake Forest 45. Barthelmess then ripped off runs of 11 and 24 yards to move to the Lake Forest 10-yard line.

After a pair of incompletions, the Vikings were called for offensive pass interference with six seconds left. O'Mahoney lined up for a 42-yard

field goal, but the kick was blocked again as time expired.

Barthelmess ran 21 times for 124 yards, and he completed 24 of 36 passes for 284 yards and a touchdown. Taylor Mandich grabbed seven passes for 95 yards for the Vikings.

The Lawrence offense piled up 450 yards of offense, including 166 on the ground. The Lawrence defense limited Lake Forest to just 239 yards, and the Foresters were just 3-for-11 on third down.

Alec Howe paced the Lake Forest offense by running 20 times for 121 yards. Quarterback Mike Lewis was 8-for-17 for 75 yards and a touchdown.

Lake Forest took a 7-0 lead when it moved 76 yards in six plays with Lewis connecting with Mike Rantis on a 14-yard touchdown pass. Lawrence answered on its next possession as the Vikings went 77 yards in 11 plays for the score. Barthelmess hit Mandich with a seven-yard scoring pass with 1:34 left in the first quarter to tie the game at 7-7.

Lawrence then scored on its next possession to take a 13-7 lead. The Vikings went 49 yards in nine plays, with Isaac Barthelmess scoring his first collegiate touchdown on a three-yard run. Jake Rotkvich blocked the extra point, and the Vikings led by six.

Lake Forest then took the lead for good late in the second quarter. The Foresters went 50 yards in seven plays as Charlie Quinn ripped off a 20-yard touchdown run. Lake Forest converted on the extra point and led 14-13 with 4:48 left in the first half.

September 21

Beloit 38, Lawrence 21

BELOIT, Wis. — The Lawrence University football team didn't score in the second half,



and Beloit College pulled away for a 38-21 Midwest Conference victory over the Vikings at Strong Stadium.

2013 Game Recaps

The teams went to halftime tied 21-21.

Running back Mason Dixon ran 12 times for 200 yards and three touchdowns to lead Beloit (1-2, 1-1 MWC), which snapped a 13-game losing streak. It was all or next-to-nothing for Dixon, who had runs of 56, 48, 42, 18 and 16 yards but had a combined 21 yards on his other seven carries.

Lawrence quarterback Luke Barthelmeß had 26 carries for 76 yards and completed 15 of 30 passes for 153 yards and a touchdown. Running back Isaac Barthelmeß ran 15 times for 63 yards for the Vikings (0-3, 0-3).

Beloit led 7-0 on the first play from scrimmage when Kameron Sallee hit Michael Nolden with a 50-yard touchdown pass. Lawrence answered back after a short punt by the Bucs gave the Vikings the ball at the Beloit 36-yard line.

Luke Barthelmeß connected with Dan Dubnicka on a 30-yard completion to the Beloit six, and Isaac Barthelmeß scored on the next play to tie it at 7-7.

Beloit took a 14-7 lead on Dixon's 16-yard scoring run, but Lawrence scored the next 14 points. The Vikings moved 58 yards in seven plays for a touchdown to tie the game 14-14 in the second quarter. Isaac Barthelmeß' two-yard touchdown run finished the drive.

After an on-sides kick was recovered by the Vikings, Lawrence drove in for another touchdown. After Dalton Sendelbach's 18-yard run gave the Vikings a first down at the Beloit 10, Luke Barthelmeß hit linebacker Andy Paider, who plays offense on Lawrence's "jumbo" package, with a touchdown pass for a 21-14 lead.

Beloit used a big kickoff return to answer back and scored just two plays later for a 21-21 tie at the half. The Bucs used a big run by Dixon to set up a field goal and take a 24-21 lead. Dixon then ripped off touchdown runs of 48 and 42 yards in the fourth quarter to seal the win.

Lawrence, which got into Beloit territory only twice in the second half, dominated the time of possession 41:58-18:02.

October 5

Illinois College 26, Lawrence 6

APPLETON, Wis. — Cecil Brimmage ran for 273 yards, and the Illinois College football team battled to a 26-6 Midwest Conference victory over Lawrence University at the Banta Bowl.



Brimmage carried 29 times and scored a third-quarter touchdown. Blueboys quarterback Michael Bates completed 14 of 25 passes for 195 yards and two touchdowns.

Lawrence quarterback Luke Barthelmeß went 22 of 40 for 230 yards, one touchdown and two interceptions. Barthelmeß also posted his third 100-yard rushing game of the season with 24 carries for 117 yards.

Illinois College (4-0, 3-0 MWC) jumped out to a 13-0 lead in the first quarter with a Bates touchdown pass and a Kurt Frischman interception return for a touchdown. Frischman, a defensive lineman, batted a Barthelmeß pass and hauled it in. He rumbled 75 yards for the score.

Lawrence (0-4, 0-4) cut the lead to 13-6 on a long scoring drive early in the second quarter. The Vikings moved 88 yards in 13 plays and took more than seven minutes off the clock. Barthelmeß hit Sam Wagner with a nine-yard touchdown pass with 11:54 left in the first half.

The Lawrence defense stopped the Blueboys on their next possession when Bates' fourth-down pass fell incomplete in the Lawrence end zone. The Vikings stopped the Blueboys again when Brimmage fumbled at the goal line and the ball was recovered by linebacker James Holden in the end zone.

With Brimmage doing nearly all the damage, Illinois College scored

early in the second half. Brimmage's 24-yard touchdown run put the Blueboys up 19-6.

After the Blueboys stopped Lawrence on downs deep in Illinois College territory, they drove back down the field for the final score of the game. Bates hit Kevin Fuller with his second touchdown catch of the game for a 26-6 lead.

Linebacker Andy Paider had a big day for the Lawrence defense with 14 tackles, including 7.0 tackles for loss and 2.0 sacks. Paider also forced a fumble.

October 12

Carroll 48, Lawrence 14

WAUKESHA, Wis. — The Carroll University football team pulled out to a big early lead and



went on to a 48-14 Midwest Conference victory over Lawrence University at Schneider Stadium.

Carroll (3-3, 2-3 MWC) led 13-0 after the first quarter and scored four second-quarter touchdowns to race to a 41-0 lead at the half.

Running back Lamont Williams powered the Carroll offense by running 19 times for 216 yards and four touchdowns. Williams, who had touchdown runs of 10, one, 83 and 12 yards, averaged 11.4 yards per carry.

The Pioneers threw only nine passes in the game as they ran for 314 yards as a team.

Lawrence (0-5, 0-5) was limited to only 235 yards against a stout Carroll defense. Quarterback Luke Barthelmeß was 8 of 16 passing for 81 yards and a touchdown. Halfback Dalton Sendelbach ran 24 times for 94 yards to lead Lawrence's ground game.

After Williams put the Pioneers up 27-0 with his 83-yard touchdown run in the late in the second quarter, Ty Zimmerman blocked a punt and returned it 20 yards for a touchdown. Williams then added another touch-

2013 Game Recaps

down run to put the Pioneers in command at the break.

Lawrence got on the board with cornerback Zach Eichhorst's first career touchdown. The sophomore picked off Tyler Schovanec's pass and returned it 41 yards for a touchdown to cut the lead to 48-7.

Lawrence added its final touchdown midway through the fourth quarter when Barthelmess capped a 14-play, 68-yard drive with a 13-yard scoring pass to Dan Dubnicka. Dubnicka finished with three catches for 35 yards.